YMC EUROPE GMBH
The Selectivity Company

Reliable · Robust · Reproducible

(U)HPLC columns

YMC-Triart

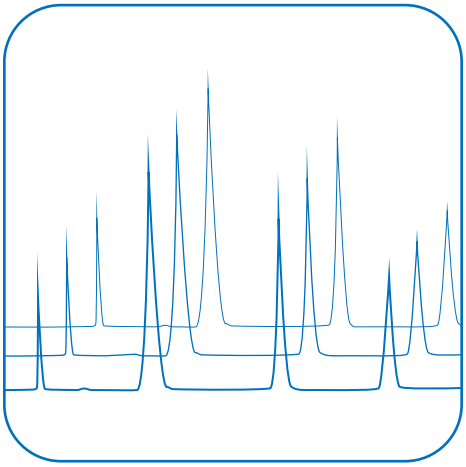



LC/MS
(U)HPLC
SFC

www.ymc.eu

Industry Solution

Pharmaceutical
QA / QC
Drug Discovery
Isolation to Purification
Manufacturing

Life Science

Amino Acids
Peptides to Proteins / Antibodies
Oligonucleotides

Food & Beverages

Food Safety
QA/QC
Environmental

Contents

"Good resolution, separation efficiency and broad pH range and capacity"

"This column has a broad pH tolerance. It has a very good resolution and separation efficiency for peptides fractionation for LC-MS/MS sample preparation."

Chi Li Yu, The University of Iowa (US)

	page
Phases	**4–5**
Specifications	**6–7**
pH and temperature flexibility	**8–9**
LC/MS coupling	**10–11**
Transfer HPLC↔UHPLC	**12–14**
Applications	**15–59**
Pharmaceuticals	15–30
Pesticides	31
Food	32–38
Life Science	39–49
Polar Analytes / AQ Phase	50–53
HILIC	54–55
SFC	56–59
QC Data	**60–65**
Column hardware for bioseparations	**66–67**
Substance index	**68–69**
Ordering information	**70–79**

Phase overview

YMC-Triart C18

versatile applications

first choice for method development

pH 1–12/90 °C max.

100% aqueous eluents

YMC-Triart C18 ExRS

extended pH and stability

hydrophobic substances

positional isomers

pH 1–12/90 °C max.

YMC-Triart Bio C18

peptides/proteins

300 Å widepore

pH 1–12/90 °C max.

100% aqueous eluents

YMC-Triart C8

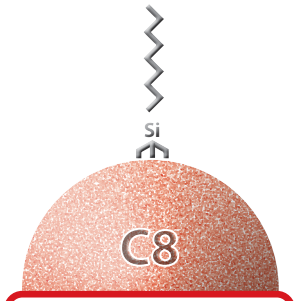

alternative to C18

short retention time

pH 1–12/90 °C max.

YMC-Triart Bio C4



proteins/antibodies/peptides

300 Å widepore

pH 1–10/90 °C max.

100% aqueous eluents

YMC-Triart Phenyl



aromatic compounds (π-electron donor)

conjugated systems

100% aqueous eluents

YMC-Triart PFP

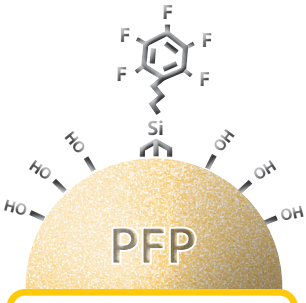

aromatic compounds (π-electron donor)

cis-trans isomers

polar halogenated compounds

100% aqueous eluents

YMC-Triart Diol-HILIC



very polar compounds

less ionic adsorption

ideal choice for SFC

100% aqueous eluents

TIP

In order to offer a convenient solution for method developers YMC is offering price attractive Method Development Kits with a selection of 3 different YMC-Triart (U)HPLC columns.

Phase overview

Specification YMC-Triart

	C18	C18 ExRS	Bio C18	C8	Bio C4	Phenyl	PFP	Diol-HILIC
Base	organic/inorganic hybrid silica							
Stationary phase	C18 (USP L1)	C18 (USP L1)	C18 (USP L1)	C8 (USP L7)	C4 (USP L26)	Phenyl (USP L11)	Penta-fluorophenyl (USP L43)	Diol (USP L20)
Particle size	1.9, 3 and 5 µm							
Pore size	12 nm	8 nm	30 nm	12 nm	30 nm	12 nm	12 nm	12 nm
Specific surface	360 m^2/g	430 m^2/g	–	360 m^2/g	–	360 m^2/g	360 m^2/g	360 m^2/g
Carbon content	20%	25%	–	17%	–	17%	15%	–
Bonding	trifunctional							
Endcapping	multi-stage	multi-stage	multi-stage	multi-stage	multi-stage	multi-stage	none	none
pH range	1 ~ 12	1 ~ 12	1 ~ 12	1 ~ 12	1 ~ 10	1 ~ 10	1 ~ 8	2 ~ 10
Temperature range	pH < 7: 90 °C pH > 7: 50 °C	pH < 7: 90 °C pH > 7: 50 °C	pH < 7: 90 °C pH > 7: 50 °C	pH < 7: 90 °C pH > 7: 50 °C	pH < 7: 90 °C pH > 7: 50 °C	50 °C	50 °C	50 °C
Pressure limit	1.9 µm: 100 MPa (15,000 psi) 3/5 µm: 45 MPa (6,525 psi)*							
100% aqueous eluents	✓	✘	✓	✘	✓	✓	✓	✓

* previous hardware, still available [20/25 MPa (3,000/3,750 psi)]

Particle technology

YMC-Triart is a versatile material prepared using tightly controlled particle formation technology which has been adapted from micro-reactor technology.
This recently developed production process developed by YMC results in exceptionally narrow particle and pore size distributions.

With YMC-Triart, challenging pH and high temperature conditions are no longer a limitation to the day-to-day work in laboratories. Most importantly, due to its unique particle composition, a balanced hydrophobicity and silanol activity are achieved which makes YMC-Triart a "First Choice" column in method development.

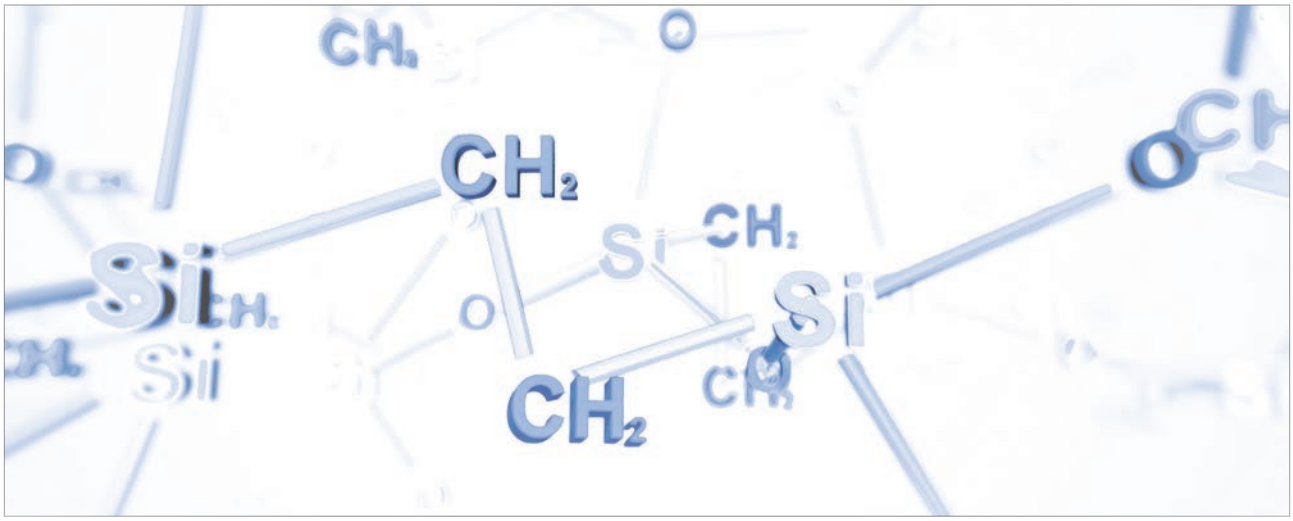

"First choice" column for method development

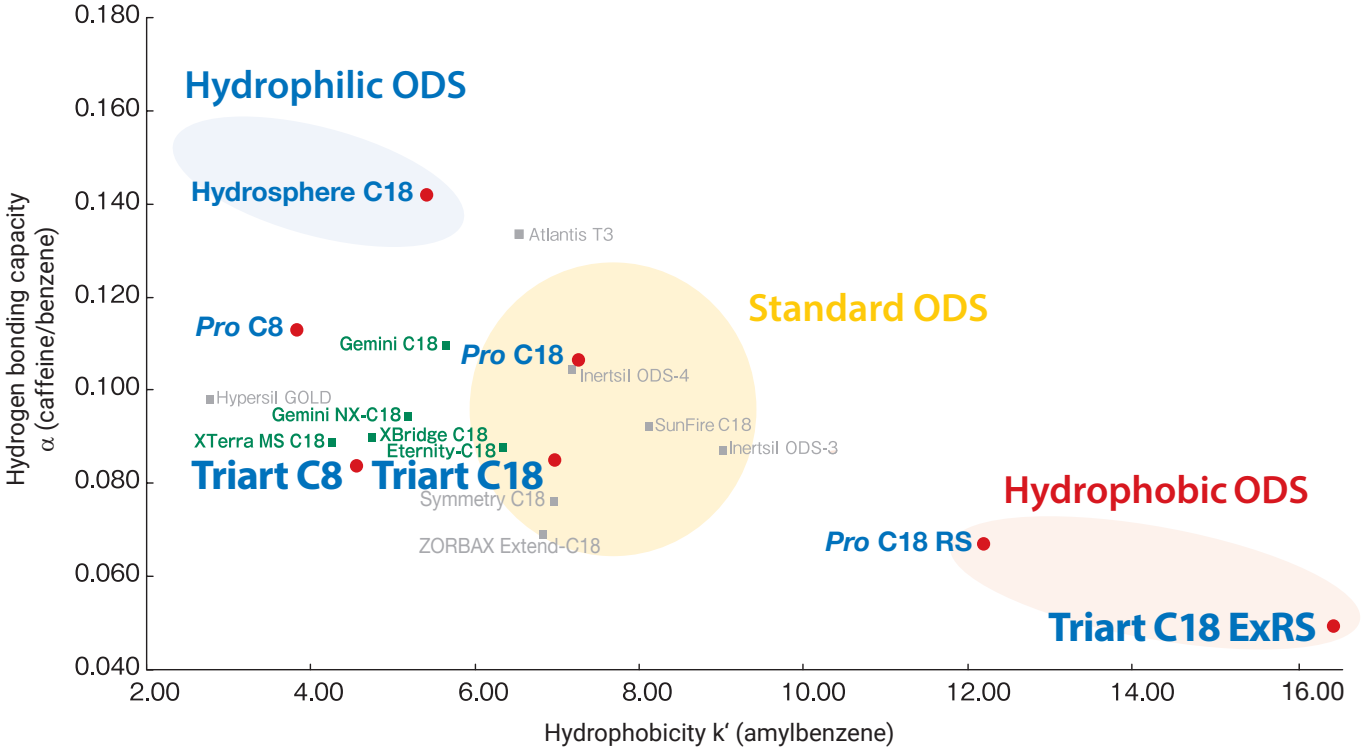

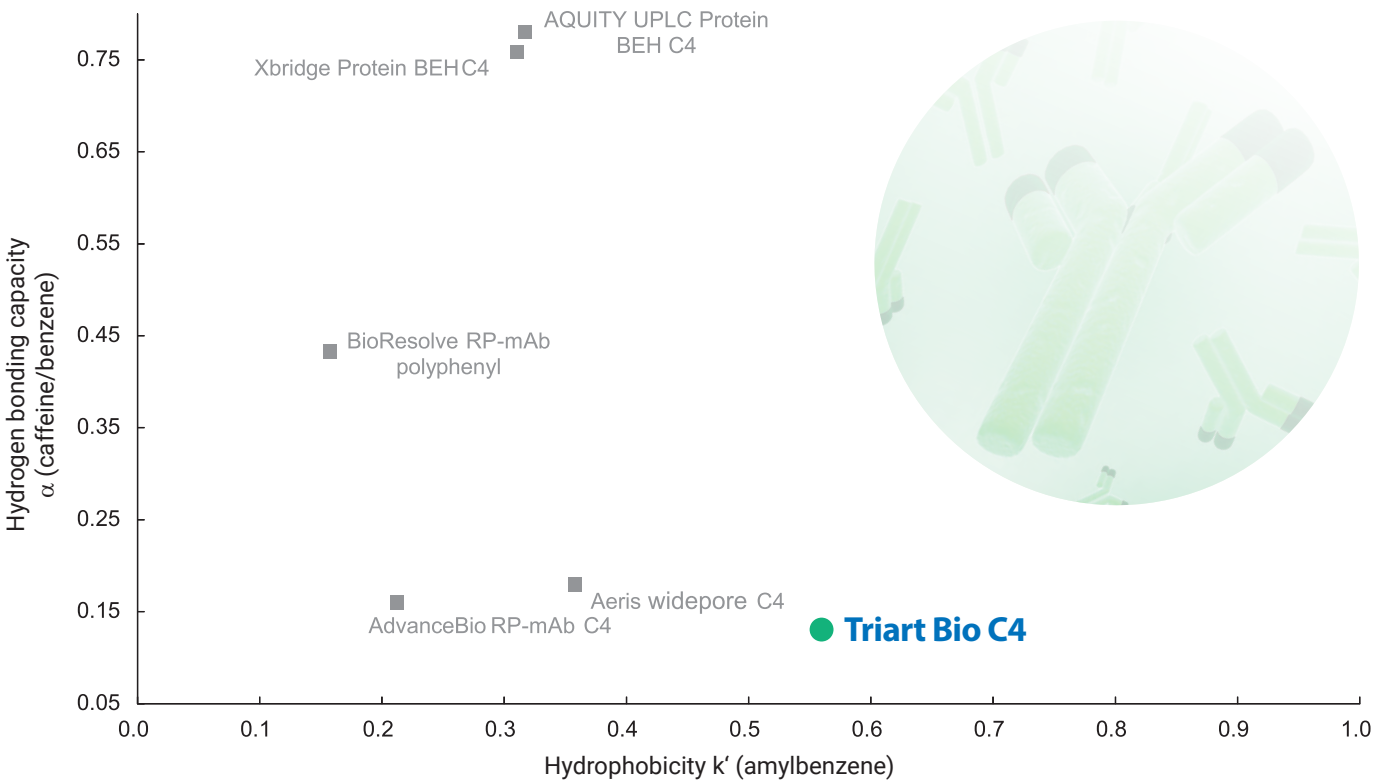

pH & temperature

Versatile wide pH stability

Phosphate buffer (pH 11.5, 40 °C)

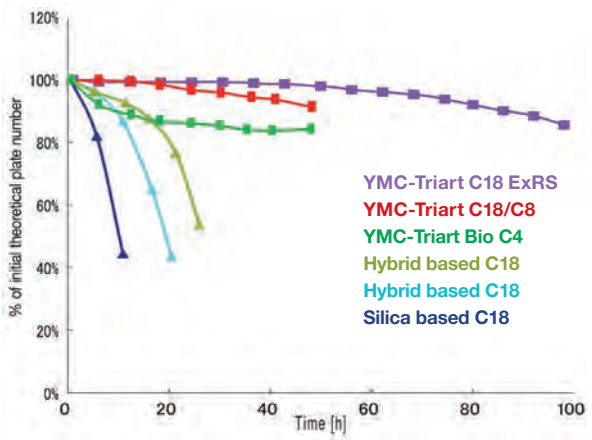

Column:	YMC-Triart (5 µm, 12 nm) 150 x 4.6 mm ID
Part No.:	TA12S05-1546PTH
Eluent:	50 mM K_2HPO_4-K_3PO_4 (pH 11.5)/methanol (90/10)
Flow rate:	1.0 mL/min
Temperature:	40 °C
Sample:	benzyl alcohol

1% TFA (pH 1, 70 °C)

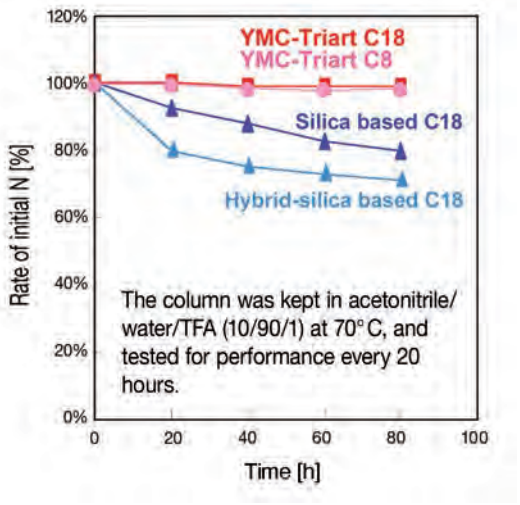

Column:	YMC-Triart C18 (5 µm, 12 nm) 50 x 2.0 mm ID
Part No.:	TA12S05-0502WT
Eluent:	acetonitrile/water (60/40)
Flow rate:	0.2 mL/min
Temperature:	37 °C
Sample:	butyl benzoate

Stability at high temperature

pH 6.9, 70 °C

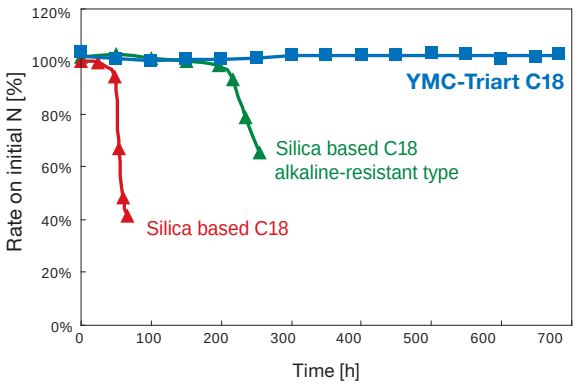

Column:	YMC-Triart C18 (5 µm, 12 nm) 50 x 2.0 mm ID
Part No.:	TA12S05-0502WT
Eluent:	20 mM KH_2PO_4-K_2HPO_4 (pH 6.9)/acetonitrile (90/10)
Flow rate:	0.2 mL/min
Temperature:	70 °C
Sample:	phenol

pH 1, 90 °C

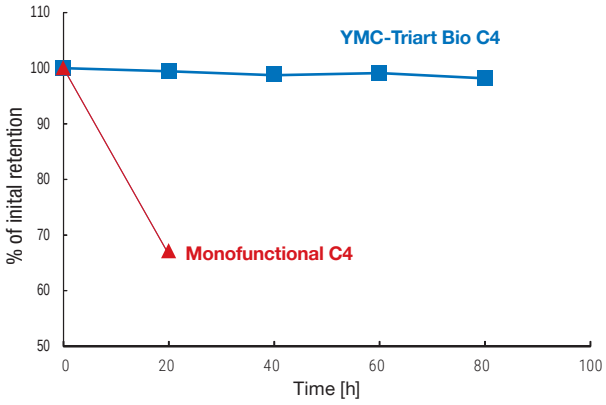

Column:	YMC-Triart Bio C4 (5 µm, 30 nm) 150 x 3.0 mm ID
Part No.:	TB30S05-1503PTH
Eluent:	acetonitrile/water (60/40)
Flow rate:	0.4 mL/min
Temperature:	37 °C
Sample:	butyl benzoate

YMC-Triart phases show great chemical stability due to the highly developed hybrid-silica matrix. Even under high pH or high temperature conditions, the lifetime of YMC-Triart phases is more than 10 x greater than conventional reversed phase columns.

pH flexibility

Combination of pH and organic solvent

1.

Saccharin(Acidic)
pka=2.2

2.

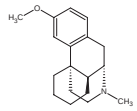

Dextromethorphan (Basic)
pka=8.3

3.

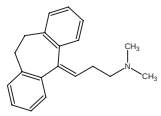

Amitriptyline (Basic)
pka=9.4

4.

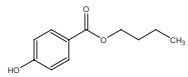

n-Butylparaben (Neutral)
pka=8.3

5.

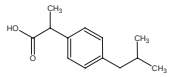

Ibuprofen (Acidic)
pka=4.4

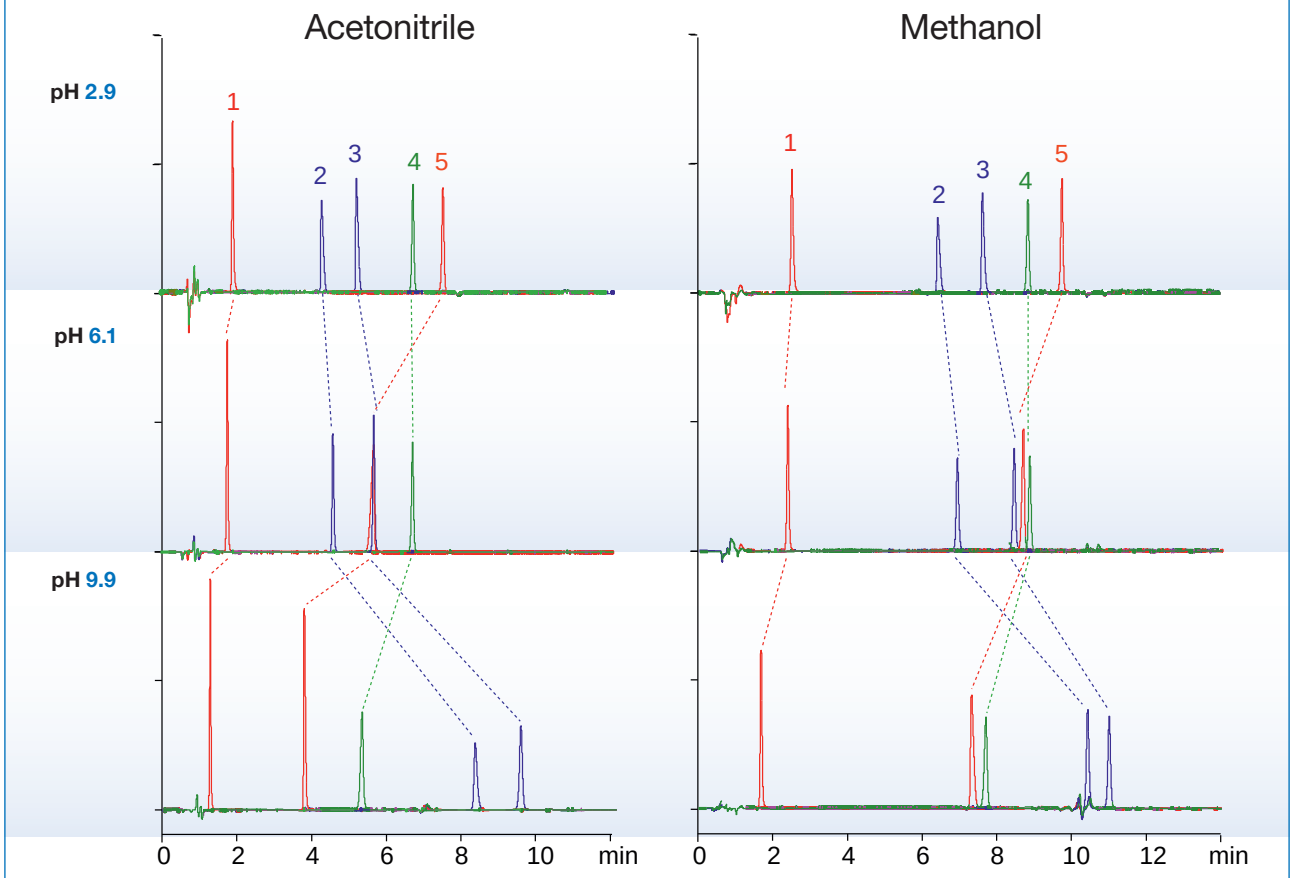

Column:	YMC-Triart C18 (5 µm, 12 nm) 50 x 2.0 mm ID
Part No.:	TA12S05-0502WT
Eluent:	A) 10 mM HCOOH for pH 2.9
	10 mM $HCOONH_4$ for pH 6.1
	10 mM $HCOONH_4$-NH_3 for pH 9.9
	B) organic solvent
Gradient:	5–90%B (0–10 min), 90%B (10–15 min)
Flow rate:	0.2 mL/min
Temperature:	25 °C
Detection:	UV at 230 nm

In reversed phase HPLC, pH and organic solvent are the most important factors to control retention and selectivity. YMC-Triart C18 with its wide range of usable pH offers significant advantage in selection of mobile phase conditions. YMC-Triart C18 delivers symmetrical peak shapes for all types of compounds irrespective of the pH and composition of the mobile phase. Chromatographers can select the optimal condition by combining various mobile phase parameters such as mobile phase pH, and type of organic solvent or buffer system.

Temperature flexibility

Erythromycin at elevated pH and temperature

1. Optimisation of pH

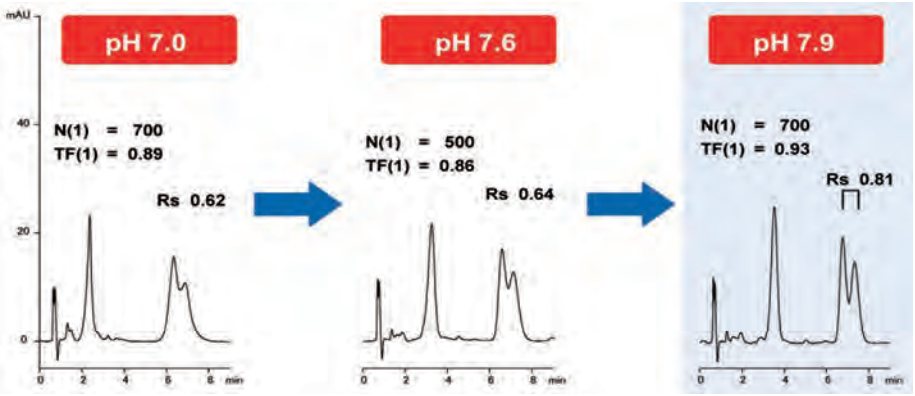

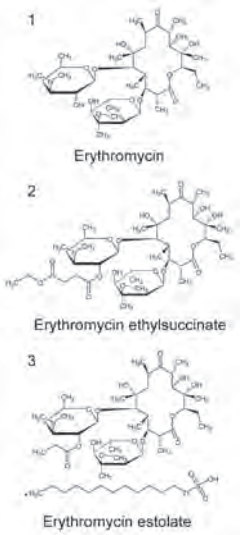

2. Optimisation of temperature (pH 7.9)

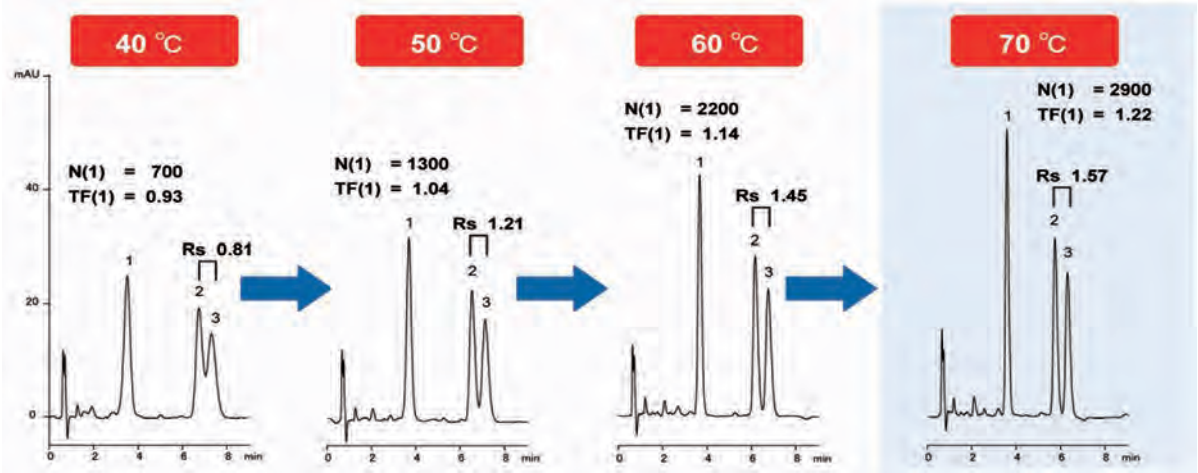

3. Stability test: pH 7.9, 70 °C

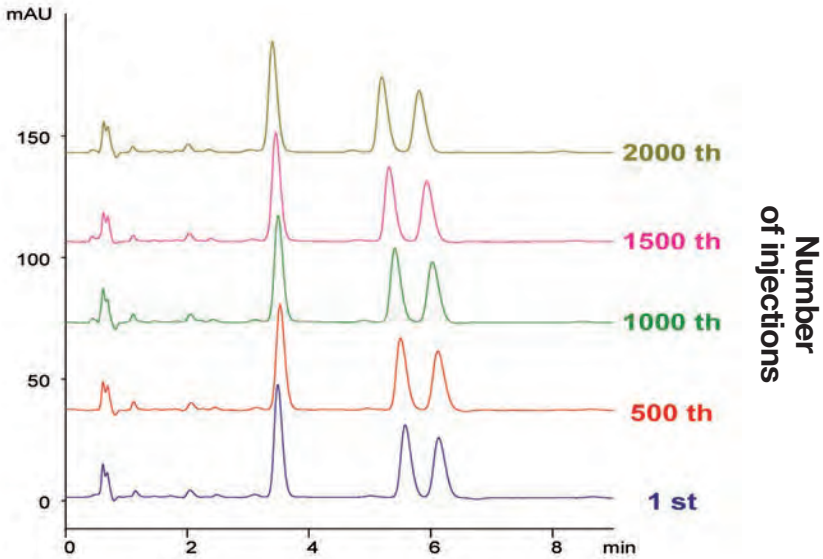

Column:	YMC-Triart C18 (3 µm, 12 nm) 50 x 2.0 mm ID
Part No.:	TA12S03-0502WT
Eluent:	20 mM KH_2PO_4-K_2HPO_4 / acetonitrile / methanol (40/45/15)
Flow rate:	0.2 mL/min
Detection:	UV at 210 nm

LC/MS coupling

LC/MS compatibility

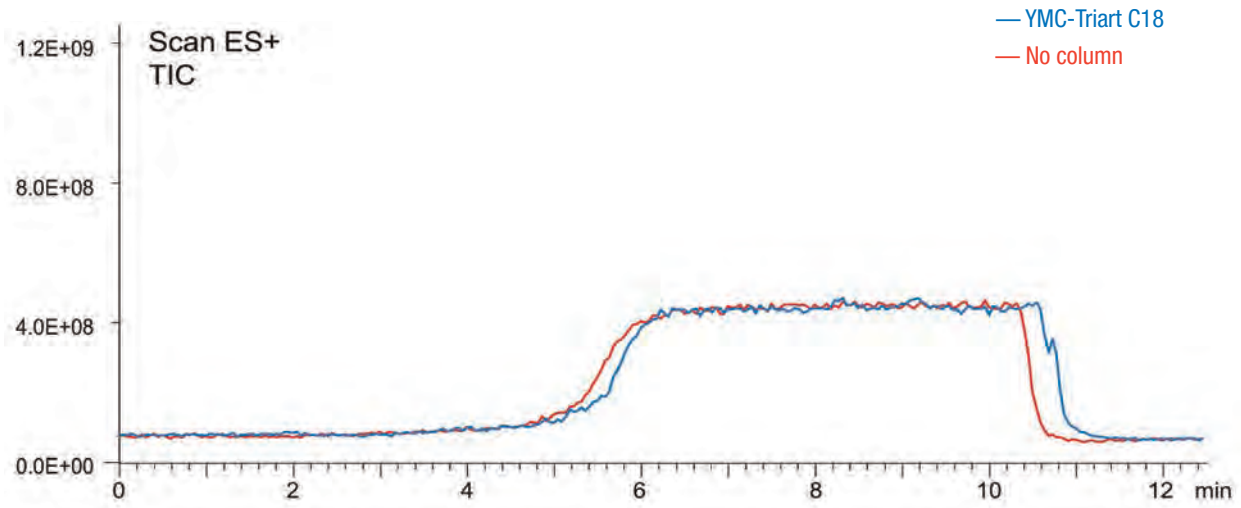

Column:	5 µm, 50 x 2.0 mm ID		100%B (5–10 min), 100–5%B (10–10.1 min), 5%B (10.1–12.5 min)
Part-No.:	TA12S05-0502WT	Flow rate:	0.4 mL/min
Eluent:	A) water + 0.1% formic acid B) acetonitrile + 0.1% formic acid	Temperature:	40 °C
Gradient:	5%B (0–1 min), 5–100%B (1–5 min),	Detection:	ESI positive, TIC (Mass Range: 50–1,000)

Column bleeding, caused by the fragments of stationary phase, is the main reason for background noise and restrictions on detection limits. No bleed is observed in the test of total ion current (TIC) measured by LC/MS with blank or with YMC-Triart C18. So in terms of the signal/noise ratio (S/N ratio), YMC-Triart C18 can be expect to not only reduce the background noise but to also increase the sensitivity of the analysis.

LC/MS analysis of benzodiazepine derivates

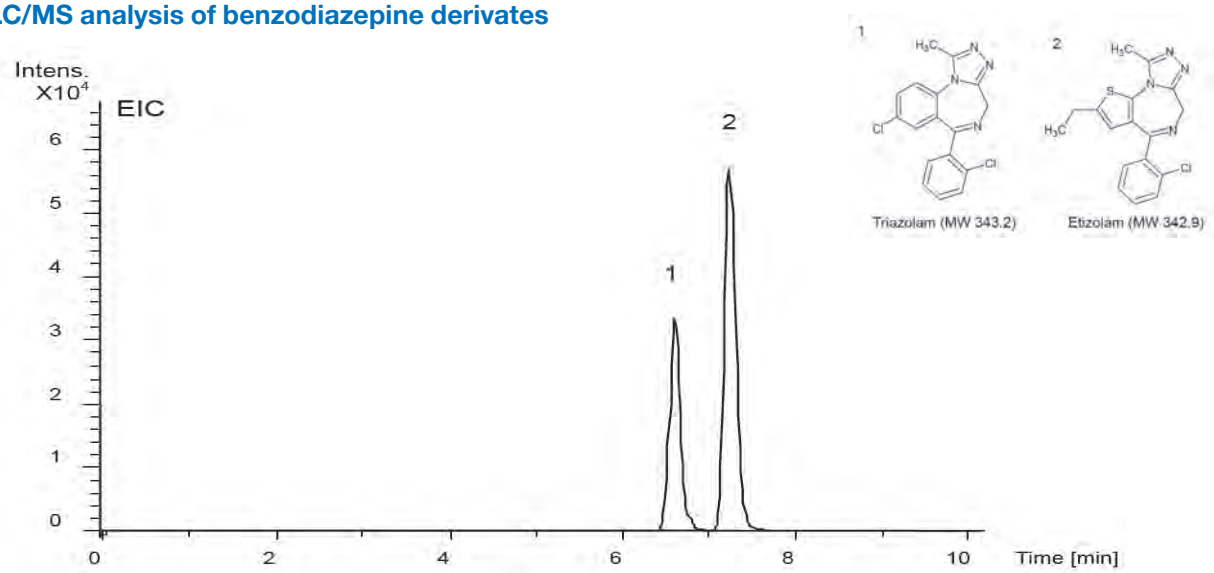

Peak 1: 100ng_mL_RB4_01_2291.d: EIC 343.051±0.01+All MS
Peak 2: 100ng_mL_RB4_01_2291.d: EIC 343.078±0.01+All MS

Column:	YMC-Triart C18 (5 µm, 12 nm) 50 x 2.0 mm ID	Flow rate:	0.2 mL/min
Part-No.:	TA12S05-0502WT	Temperature:	40 °C
Eluent:	A) 10 mM formic acid B) acetonitrile	Detection:	Bruker Daltonics microTOF, ESI, positive mode
Gradient:	25-50%B (0-10 min)	Injection:	5 µL (100 ng/mL)

Courtesy of J. Watanabe, Bruker Daltonics K. K.

LC/MS coupling

LC/MS analysis of tetracycline antibiotics

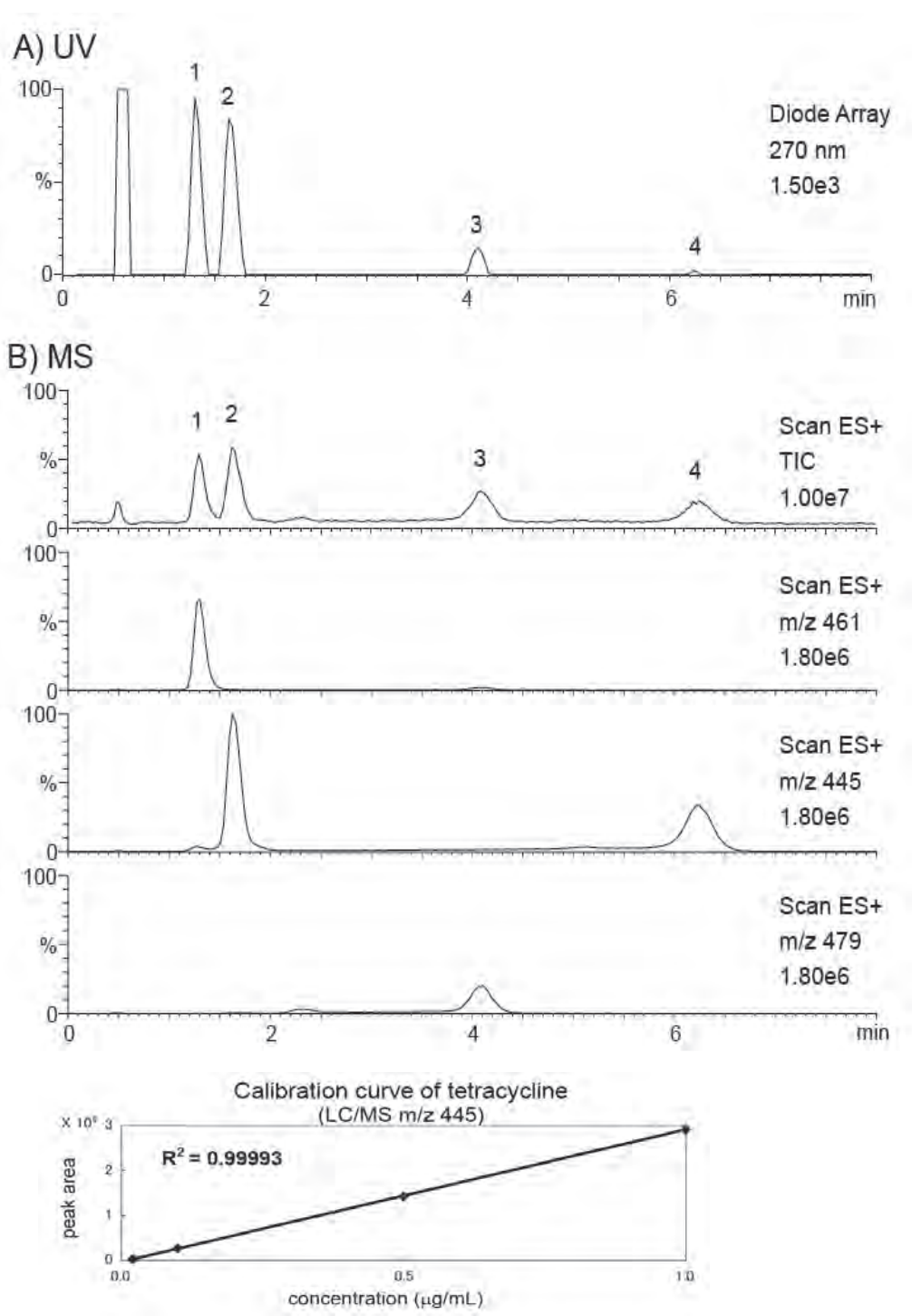

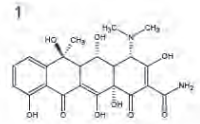

1 Oxytetracycline (MW 460.4)

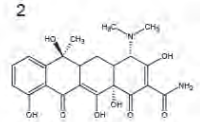

2 Tetracycline (MW 444.4)

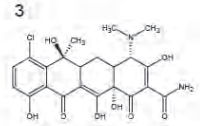

3 Chlortetracycline (MW 478.8)

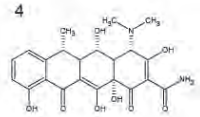

4 Doxycycline (MW 444.4)

Column:	YMC-Triart C18 (5 µm, 12 nm) 50 x 2.0 mm ID
Part No.:	TA12S05-0502WT
Eluent:	acetonitrile/water/formic acid (15/85/0.1)
Flow rate:	0.4 mL/min
Temperature:	40 °C
Detection:	A) UV at 270 nm
	B) ESI positive-mode
Injection:	10 µL (1 µg/mL)

Transfer HPLC↔UHPLC

Secure your method transfer!

Differences in selectivity, retention time, and also peak shapes between different particle sizes of commercially available C18 phases in the same brand (or an alternative as recommended by its manufacturer) have been observed.

YMC-Triart C18

3 µm TF(2) 1.43

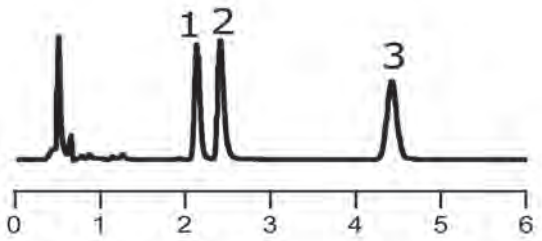

1.9 µm TF(2) 1.47

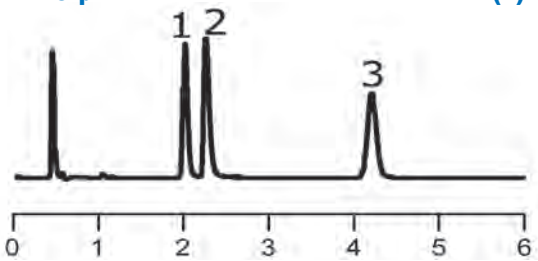

YMC has addressed this issue of method transfer. YMC-Triart columns show identical selectivity and excellent peak shapes for basic compounds for all 3.0 µm to 1.9 µm particle sizes. It allows predictable scale up from UHPLC to conventional HPLC and even to semi-preparative LC, and vice versa.

Case Studies

XBridge BEH C18 and Acquity UPLC BEH C18

2.5 µm TF(2) 2.24

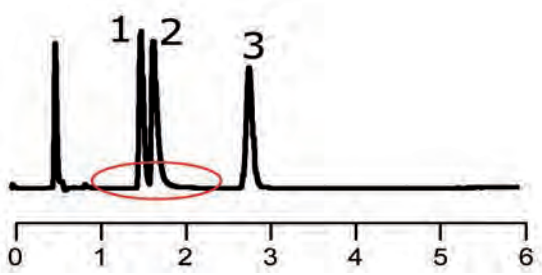

1.7 µm TF(2) 2.35

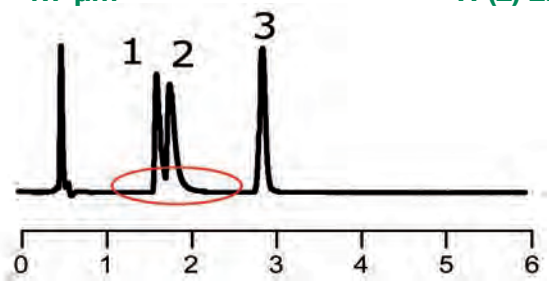

These observations might not be representative for all applications.

Kinetex C18

2.6 µm TF(2) 6.49

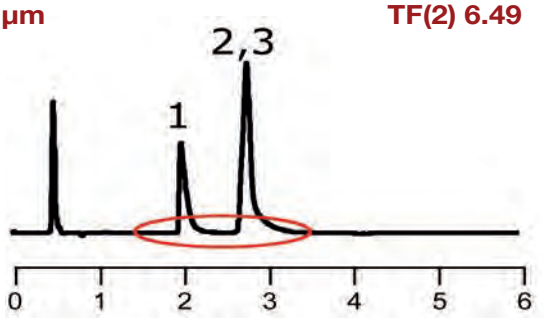

1.7 µm TF(2) 4.94

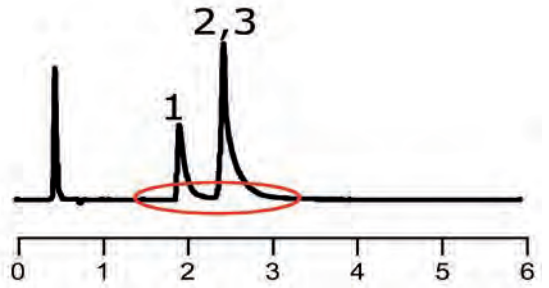

Kinetex C18 columns show significant peak tailing and have limited scalability due to lack of larger particle sizes.

Column:	50 x 2.0 mm ID or 2.1 mm ID
Eluent:	20 mM KH_2PO_4-K_2HPO_4 (pH 6.9)/acetonitrile (65/35)
Temperature:	40 °C
Flow rate:	0.2 mL/min
Detection:	UV at 235 nm

1. Chlorpheniramine (basic)
2. Dextromethorphan (basic)
3. Propyl paraben (internal standard)

Transfer HPLC↔UHPLC

Evaluation of method transfer performance!

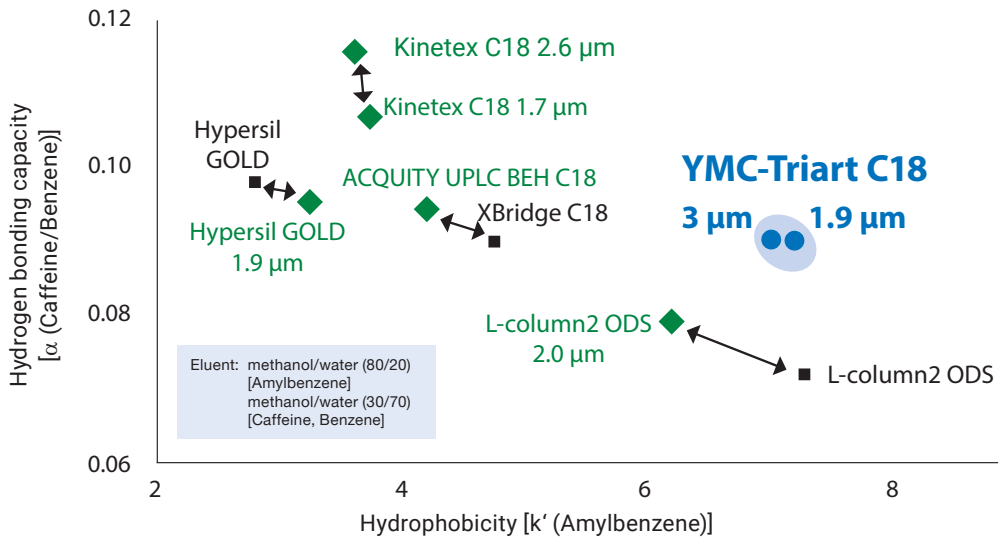

With the introduction of UHPLC, sub-2-µm particles became neccessary. Therefore smaller particles have been added to existing column lines. Consequently, sub-2-µm particles may exhibit differences in chromatographic performance. By introducing YMC-Triart, YMC provides matching chromatographic behaviour for all particles sizes!

Method transfer HPLC↔UHPLC

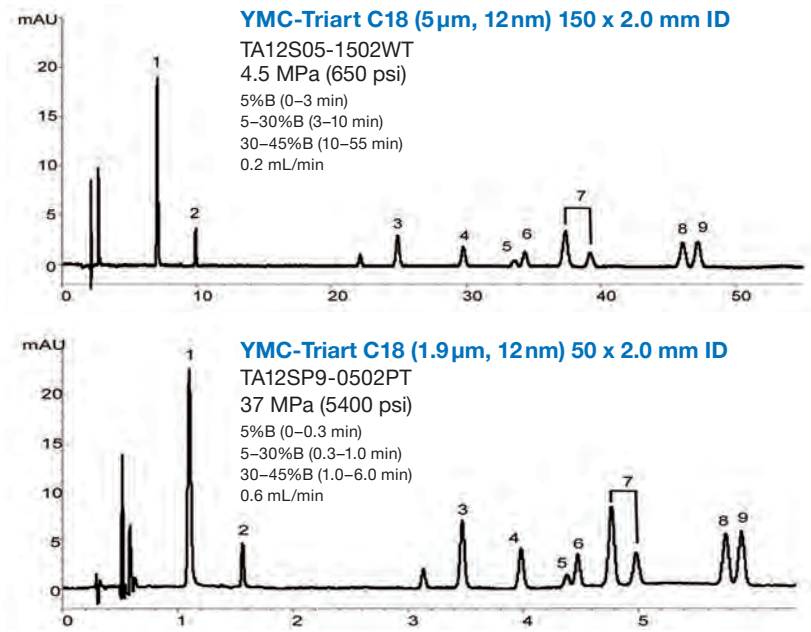

1. Oxine-copper (Copper 8-quinolinolate)
2. Asulam
3. Thiram
4. Triclopyr
5. Mecoprop
6. Flazasulfuron
7. Siduron
8. Halosulfuron-methyl
9. Azoxystrobin



Eluent:	A) water + 0.1% formic acid B) acetonitrile + 0.1% formic acid
Temperature:	40 °C
Detection:	UV at 240 nm
Injection:	1 µL (5 µg/mL)

When transferring the 55 min HPLC method to UHPLC scale, the resolution remains the same although the separation time is reduced to only 6 min.

Highest resolution in UHPLC

Higher resolution and better peak shapes

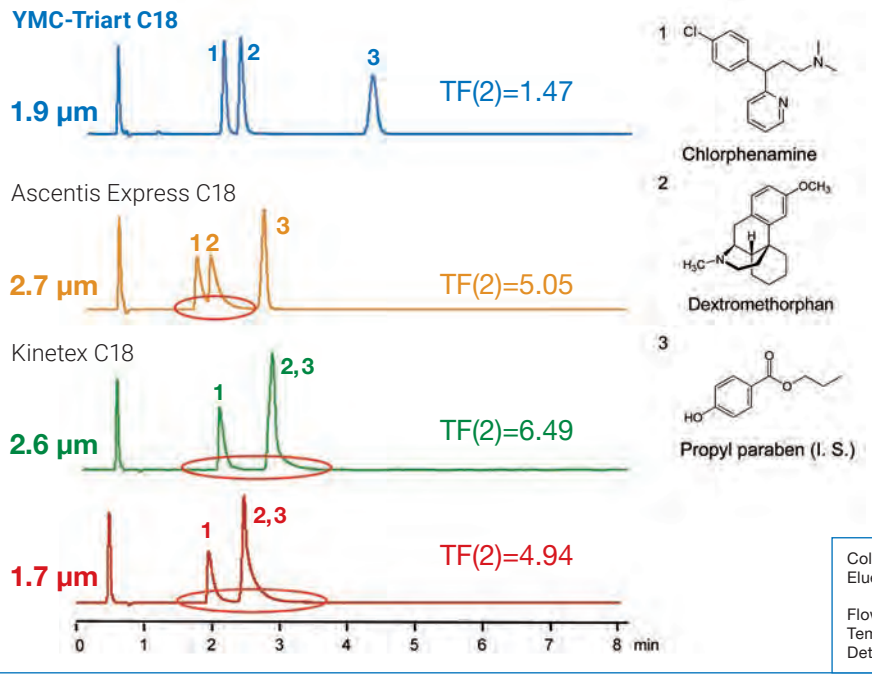

Column:	50 x 2.0 or 2.1 mm ID
Eluent:	20 mM KH_2PO_4-K_2HPO_4 (pH 6.9)/ acetonitrile (65/35)
Flow rate:	0.2 mL/min
Temperature:	40 °C
Detection:	UV at 235 nm

Lower HETP means higher resolution!

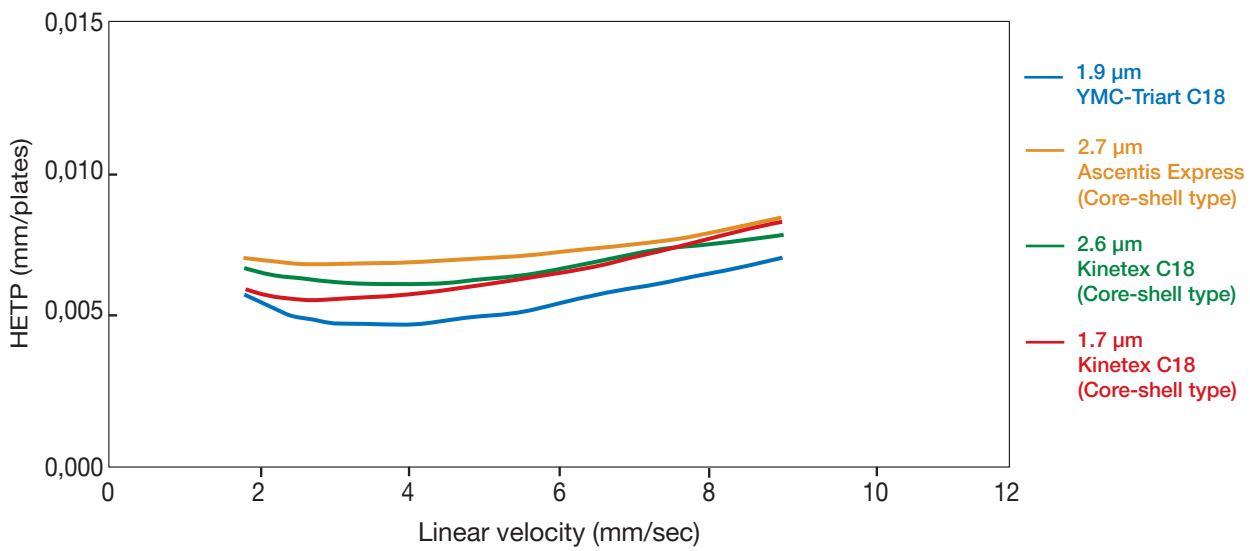

Column:	50 x 2.0 or 2.1 mm ID
Eluent:	acetonitrile/water (60/40)
Detection:	UV at 254 nm
Sample:	Butyl benzoate

YMC-Triart C18 always shows the lowest HETP compared to the three Core-Shell products over the range of linear velocity applied.

Pharmaceuticals – YMC-Triart C18 ExRS

High hydrophobicity & high steric recognition ability

Basic Compound

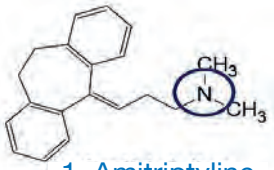

1. Amitriptyline

Coordination Compound

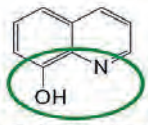

2. 8-Quinolinol

Neutral Compounds

Polar

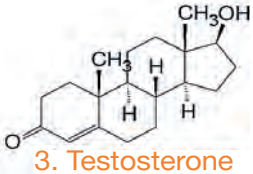

3. Testosterone

π-π interaction

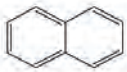

4. Naphthalene

Acidic Compound

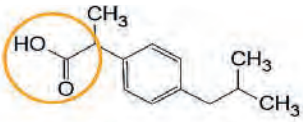

5. Ibuprofen

Hydrophobic

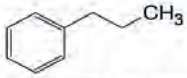

6. *n*-Propylbenzene

7. *n*-Butylbenzene

Steric Cognitive Ability

8. *o*-Terphenyl (steric)

9. Triphenylene (planar)

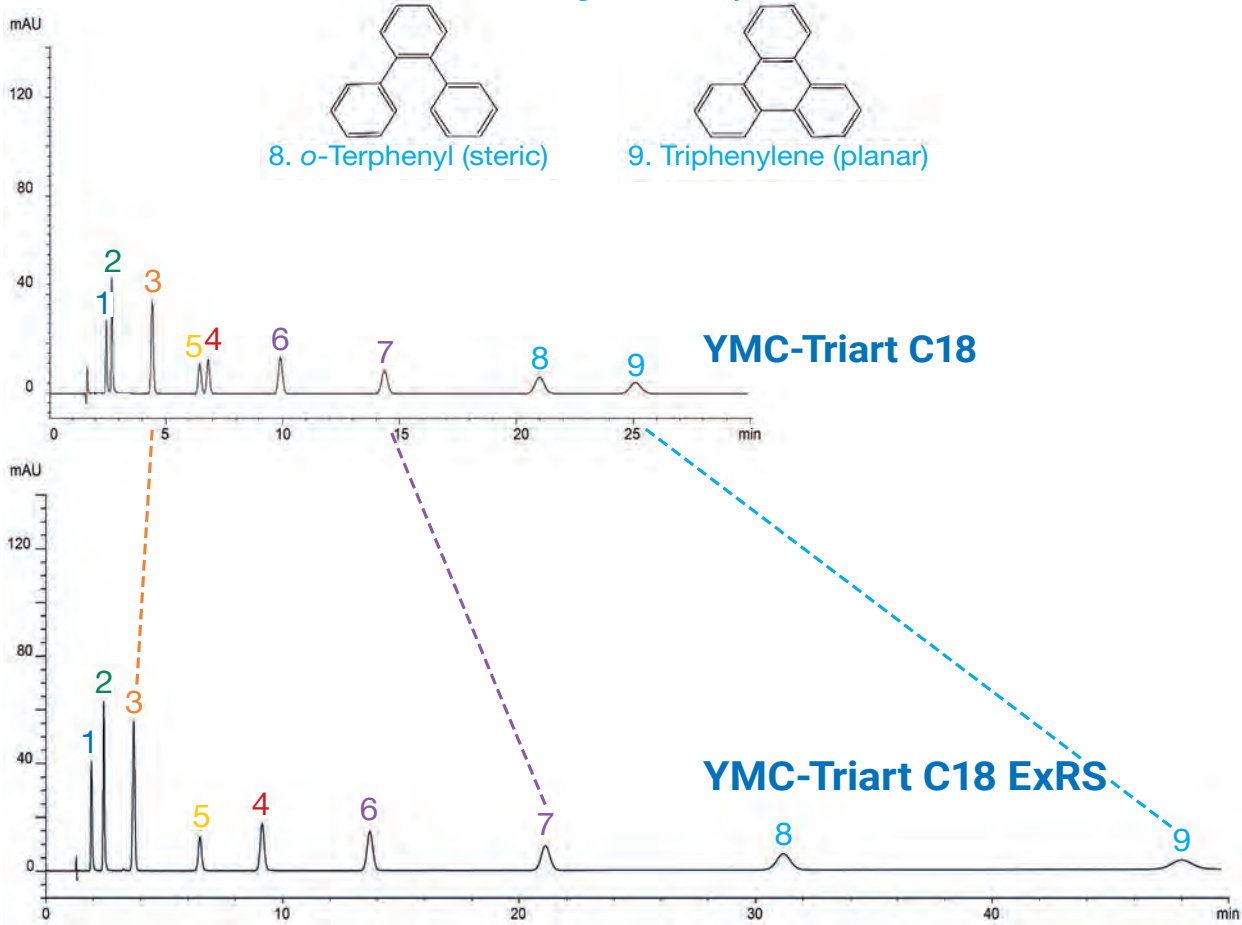

Column:	5 µm, 150 x 3.0 mm ID
Part Nos.:	TA12S05-1503PTH / TAR08S05-1503PTH
Eluent:	20 mM HCOOH-$HCOONH_4$ (pH 4.3)/acetonitrile (90/10)
Flow rate:	1.0 mL/min
Temperature:	25 °C
Detection:	UV at 254 nm
Injection:	2 µL (10 µg/mL)

Pharmaceuticals – YMC-Triart C18 ExRS

Structural analogues

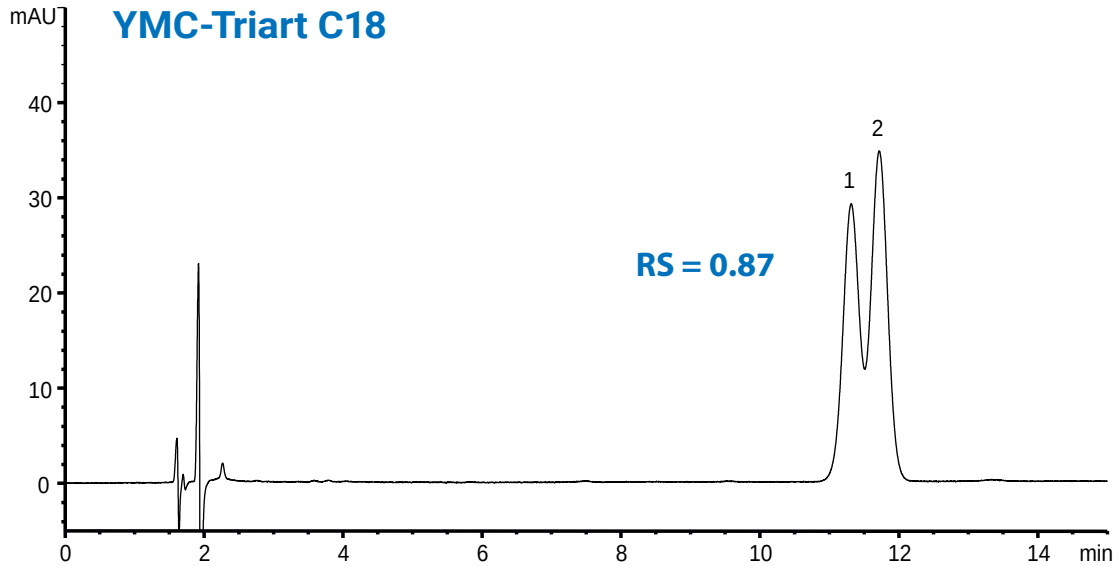

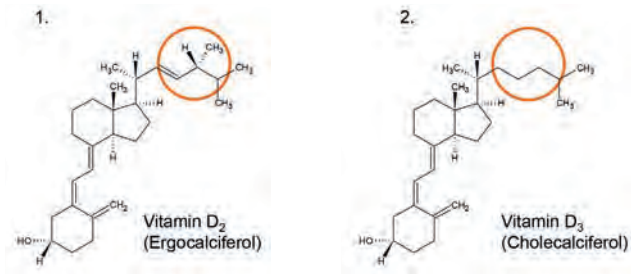

Higher Resolution

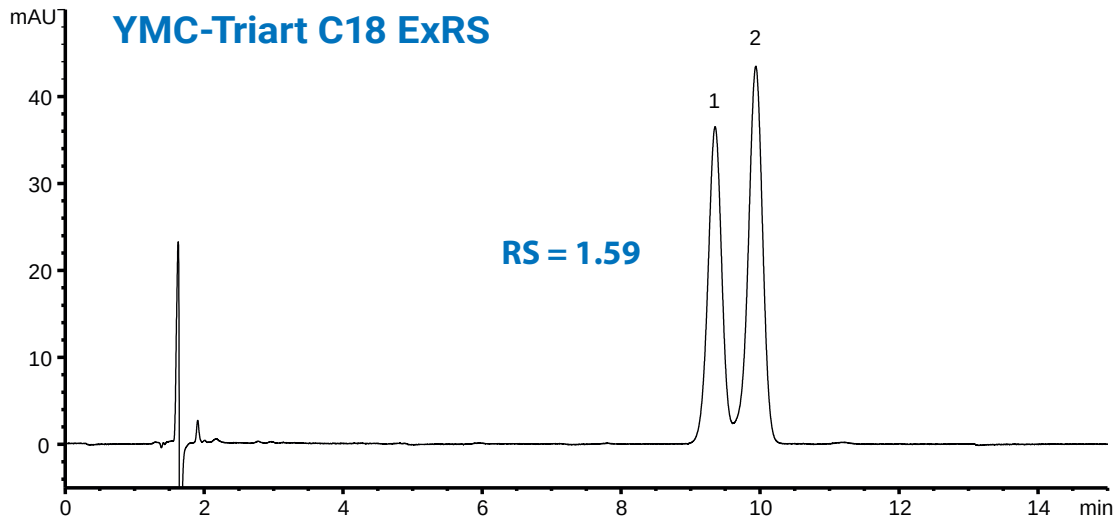

Column:	5 µm, 150 x 3.0 mm ID
Part Nos.:	TA12S05-1503PTH / TAR08S03-1503PTH
Eluent:	THF / acetonitrile (10/90)
Flow rate:	0.425 mL/min
Temperature:	30 °C
Detection:	UV at 265 nm
Injection:	4.25 µL (10 µg/mL)

Pharmaceuticals – YMC-Triart C18 ExRS

Easy transfer HPLC ↔ UHPLC

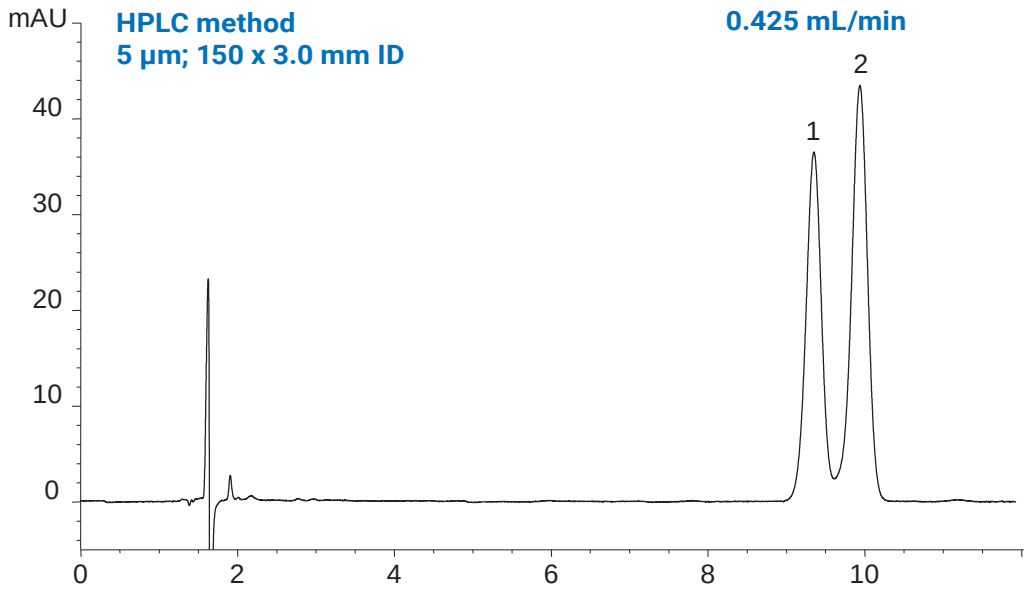

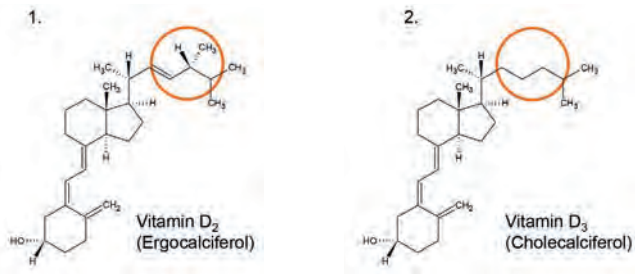

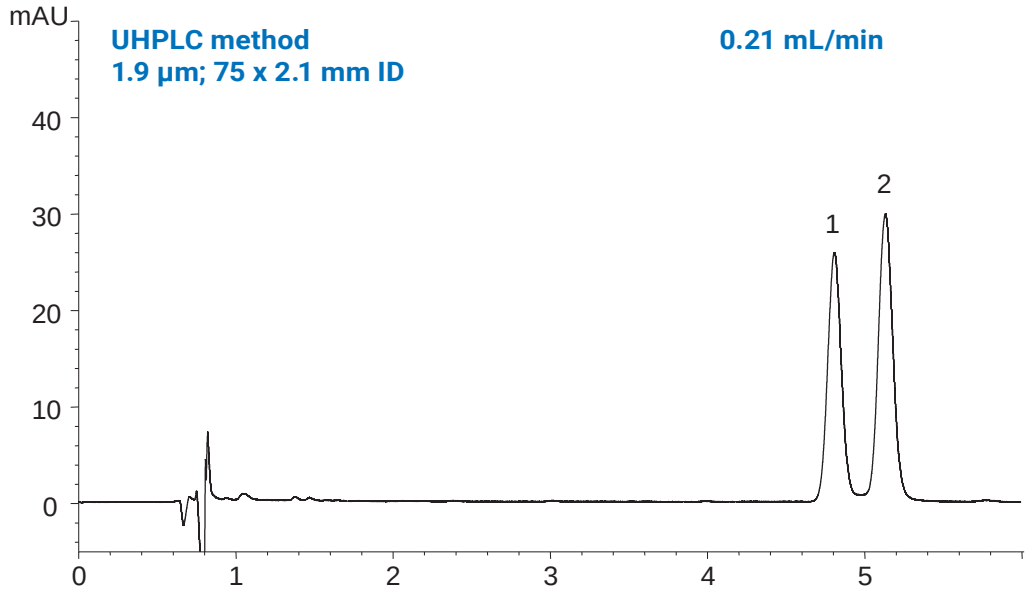

Part Nos.: TAR08S03-1503PTH / TAR08SP9-L5Q1PT
Eluent: THF / acetonitrile (10/90)
Temperature: 30 °C
Detection: UV at 265 nm

Pharmaceuticals – YMC-Triart C18 ExRS

Omega fatty acid isomers

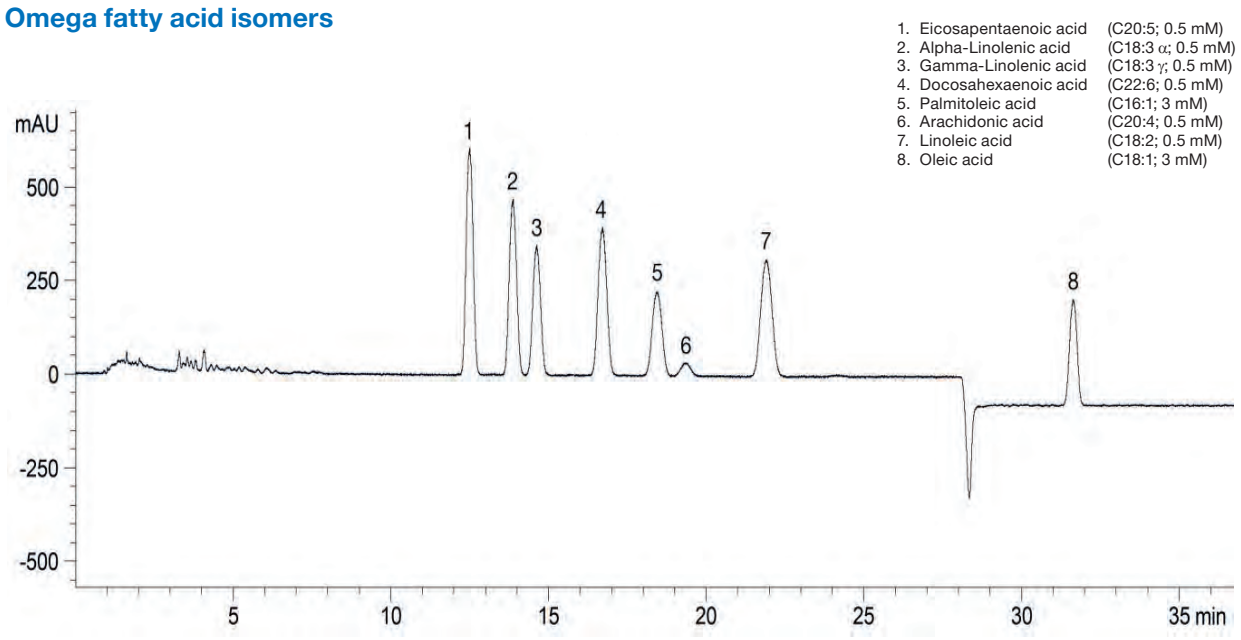

Column:	YMC-Triart C18 ExRS (3 µm, 8 nm) 150 × 4.6 mm ID
Part No.:	TAR08S03-1546PTH
Eluent:	A) A: H_2O + 0.5 % H_3CCOOH B) ACN + 0.5 % H_3CCOOH
Gradient:	76.5–78.5%B (0–2 min), 78.5%B (2–27 min), 78.5–90%B (27–27.1 min), 90%B (27.1–55 min)
Flow rate:	1.0 mL/min
Temperature:	35 °C
Detection:	UV at 254 nm
Injection:	20 µL

Outstanding steric selectivity for chlorophenols

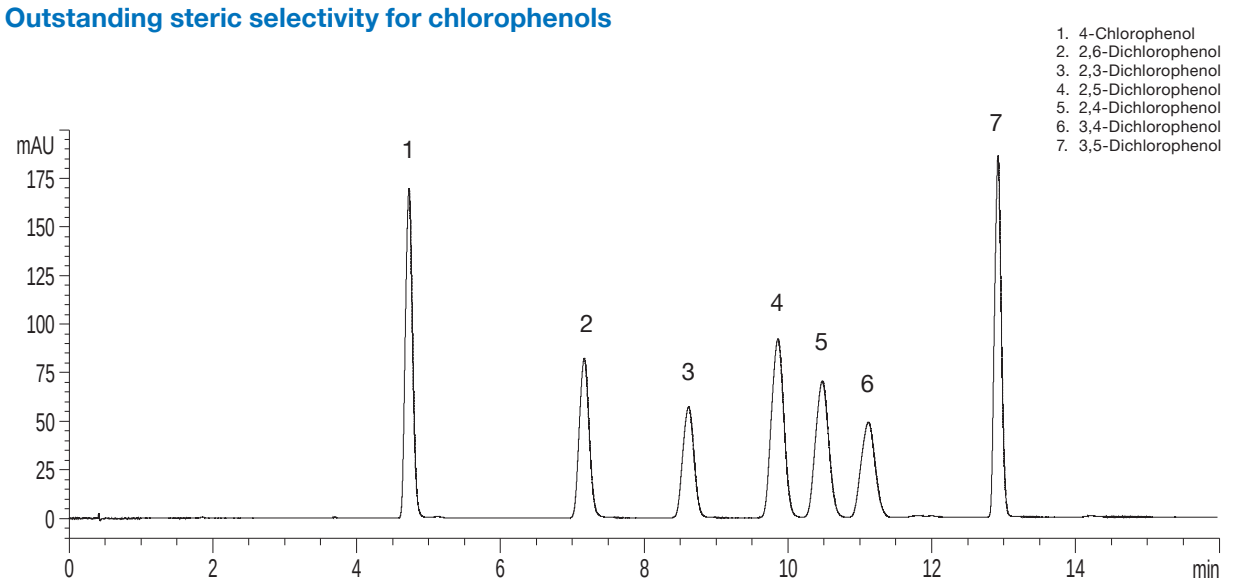

Column:	YMC-Triart C18 ExRS (1.9 µm, 8 nm) 75 x 3.0 mm ID
Part No.:	TAR08SP9-L503PT
Eluent:	A) water + 0.1% HCOOH B) methanol + 0.1% HCOOH
Gradient:	44–50%B (0-8.1 min), 50–51.5%B (8.1-11 min), 51.5–65%B (11–11.1 min), 65%B (11.1–20 min)
Flow rate:	0.7 mL/min
Temperature:	40 °C
Detection:	UV at 280 nm
Injection:	1 µL (0.7 mg/mL)

Pharmaceuticals – YMC-Triart Phenyl

Excellent alternative to C18 phases for steroids

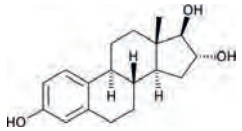

1. Estriol

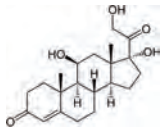

2. Cortisol/Hydrocortison

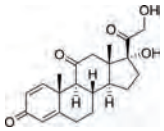

3. Prednisone

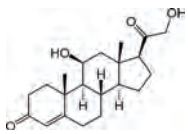

4. Corticosterone

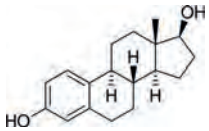

5. Beta-Estradiol

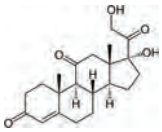

6. Cortisone/Cortison acetate

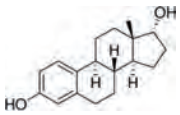

7. Alpha-Estradiol

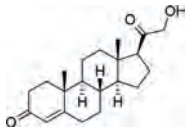

8. 21-Hydroxyprogesterone

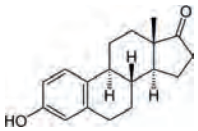

9. Estrone

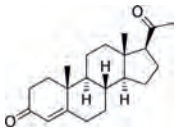

10. Progesterone

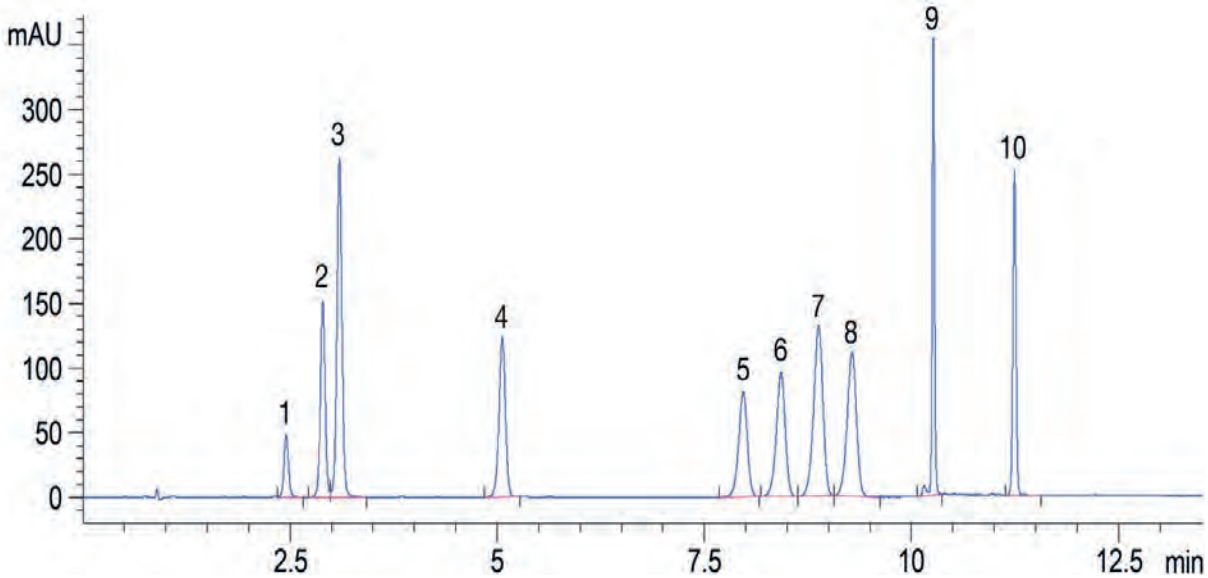

Column:	YMC-Triart Phenyl (1.9 µm, 12 nm) 100 x 2.0 mm ID
Part No.:	TPH12SP9-1002PT
Eluent:	A) water B) acetonitrile
Gradient:	29–35%B (0–9 min), 35–60%B (9–9.1 min), 60%B (9.1–13.5 min)
Flow rate:	0.3 mL/min
Temperature:	48 °C
Detection:	UV at 220 nm
Injection:	0.5 µL

Pharmaceuticals – YMC-Triart Phenyl

Antidepressants

1. Nortriptyline
2. Toluol
3. Imipramine
4. Amitriptyline

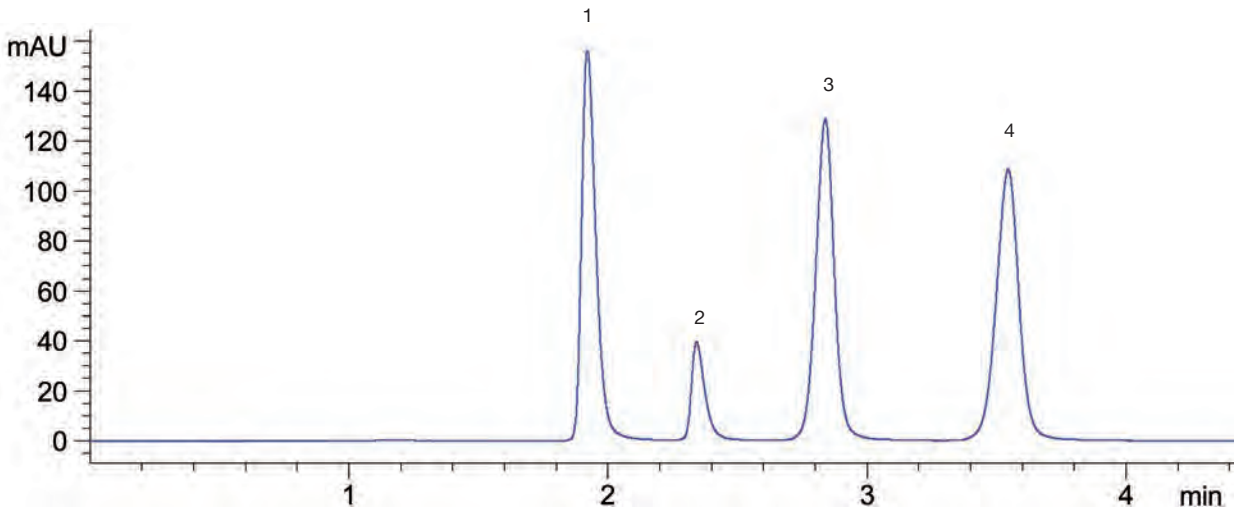

Column:	YMC-Triart Phenyl (1.9 µm, 12 mm) 100 x 2.0 mm ID
Part No.:	TPH12SP9-1002PT
Eluent:	methanol/25 mM KH_2PO_4 (pH 6.0) (65/35)
Flow rate:	0.4 mL/min
Temperature:	25 °C
Detection:	UV at 254 nm
Injection:	2 µL

UHPLC separation of different benzodiazepines

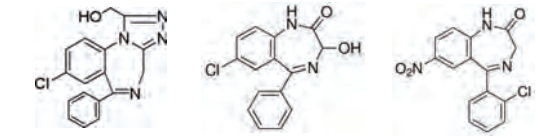

1. α-Hydroxyalprazolam

2. Oxazepam

3. Clonazepam

4. Temazepam

5. Diazepam

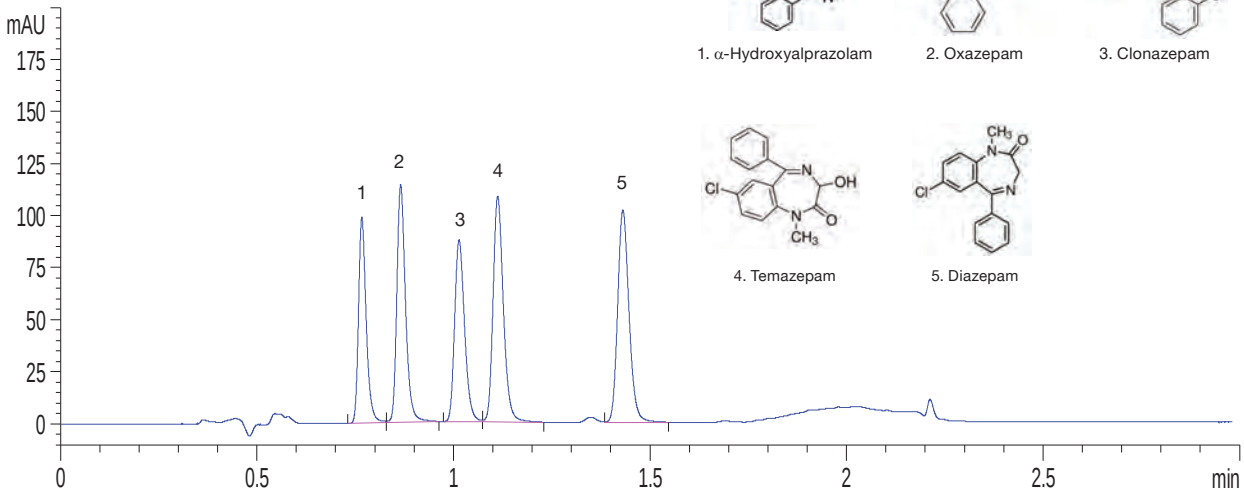

Column:	YMC-Triart Phenyl (1.9 µm, 12 nm) 100 x 2.0 mm ID
Part No.:	TPH12SP9-1002PT
Eluent:	A) water B) acetonitrile
Gradient:	52–54%B (0–1.1 min), 54–95%B (1.1–1.2 min), 95%B (1.2–3 min)
Flow rate:	0.5 mL/min
Temperature:	35 °C
Detection:	UV at 254 nm
Injection:	2 µL (0.02 mg/mL)

Pharmaceuticals – YMC-Triart PFP

Effect of organic solvent concentration on the retention of basic and zwitterionic compounds (under acidic conditions)

Basic compound (■)
5-Hydroxytryptamine HCl (5-HT)
(Serotonin HCl)

Zwitterionic compound (◆)
Tyrosine (Tyr)

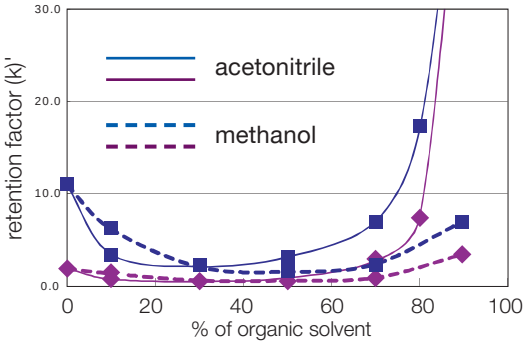

Colum :	YMC-Triart PFP (5 µm, 12 nm) 50 x 4.6 mm ID	Flow rate:	1.0 mL/min
Part No.:	TPF12S05-0546PTH	Temperature:	40 °C
Eluent:	A) water containing 10 mM formic acid B) acetonitrile or methanol containing 10 mM formic acid	Detection:	UV at 280 nm

The retention increases when using both mobile phase conditions containing organic solvent with less than 20% and more than 60% solvent. These RP and HILIC-like retention behaviours on the YMC-Triart PFP column are useful for optimising the separation of samples containing basic or zwitterionic compounds by the simple approach of changing organic solvent content.
Using high organic mobile phase conditions, acetonitrile provides stronger retention than methanol. Methanol may disturb the formation of the water-enriched layer on the surface of stationary phases by replacing water molecules.

Retention of basic compounds with different hydrophobicity on PFP column

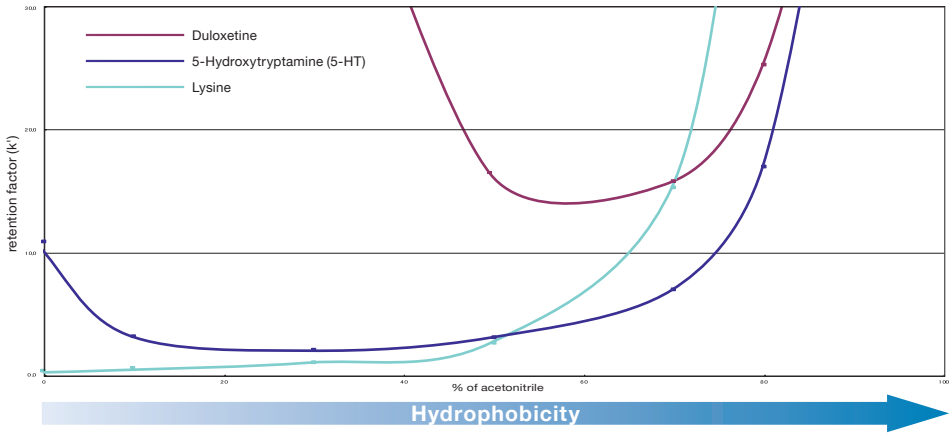

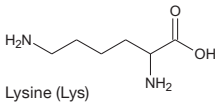

Lysine (Lys)

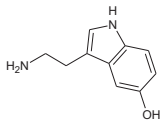

5-Hydroxytryptamine (5-HT)

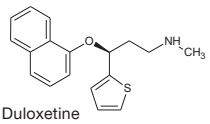

Duloxetine

Column:	YMC-Triart PFP (5 µm, 12 nm) 50 x 4.6 mm ID	Flow rate:	1.0 mL/min
Part No.:	TPF12S05-0546PTH	Temperature:	40 °C
Eluent:	A) water containing 10 mM formic acid B) acetonitrile containing 10 mM formic acid		

Retention behaviour is strongly dependent on the analyte hydrophobicity. Lysine shows increasing retention when using >50% acetonitrile, while 5-HT shows a similar behaviour, but with higher retention at <10% acetonitrile. Duloxetin can be eluted only between 50–70%, as no elution takes place due to its high hydrophobicity when using 0–30% or >90%.

TIP

Using high organic mobile phase conditions, acetonitrile provides stronger retention than methanol. Methanol may disturb the formation of the water-enriched layer on the surface of stationary phases by replacing water molecules.

Pharmaceuticals – YMC-Triart PFP

Piperine and its isomers*

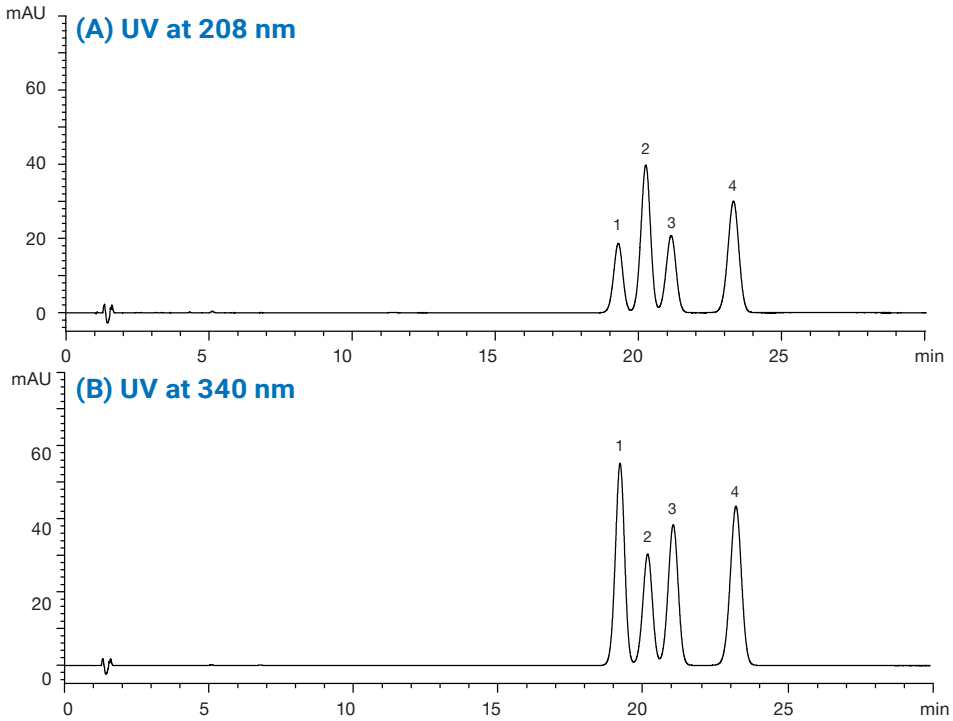

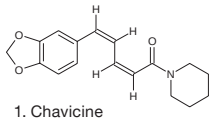

1. Chavicine
Z,Z-(cis-cis)-piperine

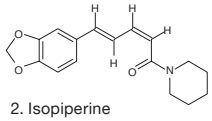

2. Isopiperine
Z,E-(cis-trans)-piperine

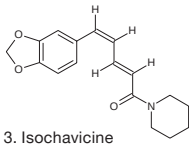

3. Isochavicine
E,Z-(trans-cis)-piperine

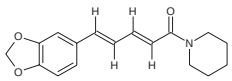

4. Piperine
E,E-(trans-trans)-piperine

Column:	YMC-Triart PFP (5 µm, 12 nm) 150 x 3.0 mm ID	Flow rate:	0.425 mL/min
Part No.:	TPF12S05-1503PTH	Temperature:	25 °C
Eluent:	0.1% HCOOH/acetonitrile (60/40)	Injection:	4.25 µL

Biogenic polyamines

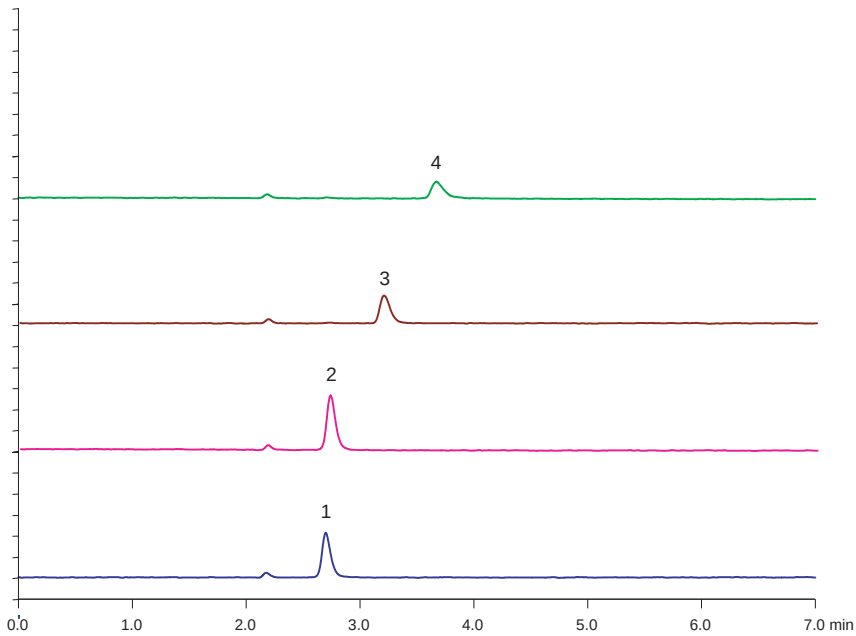

1. Putrescine

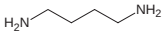

2. Cadaverine

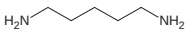

3. Spermidine

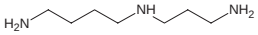

4. Spermine

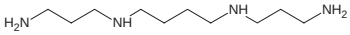

Column:	YMC-Triart PFP (5 µm, 12 nm) 150 x 4.6 mm ID	Temperature:	25 °C
Part No.:	TPF12S05-1546PTH	Detection:	Corona® CAD® (Charged Aerosol Detector)
Eluent:	methanol/water (30/70) containing 10 mM formic acid	Injection:	1 µL (25 µg/mL)
Flow rate:	1.0 mL/min		

Pharmaceuticals – YMC-Triart PFP

Separation of catecholamines using YMC-Triart C18 compared to YMC-Triart PFP

1
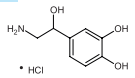
Noradrenaline HCl (NA) (Norepinephrine HCl)

2
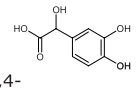
3,4-Dihydroxymandelic acid (DOMA)

3
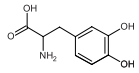
3,4-Dihydroxyphenylalanine (DOPA)

4
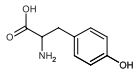
Tyrosine (Tyr)

5
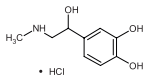
Adrenaline HCl (A) (Epinephrine HCl)

6
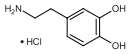
Dopamine HCl (DA)

7
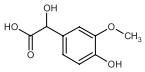
Vanillylmandelic acid (VMA)

8
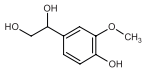
3-Methoxy-4-hydroxy phenylglycol

9
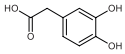
3,4-Dihydroxyphenylacetic acid (DOPAC)

10
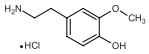
3-Methoxytyramine HCl (3-MT)

11
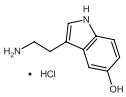
5-Hydroxytryptamine HCl (5-HT) (Serotonin HCl)

12
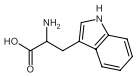
Tryptophan (Trp)

13
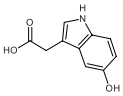
5-Hydroxyindol eacetic acid (5-HIAA)

14
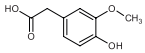
Homovanillic acid (HVA)

acidic compound | neutral and zwitterionic compound | basic compound

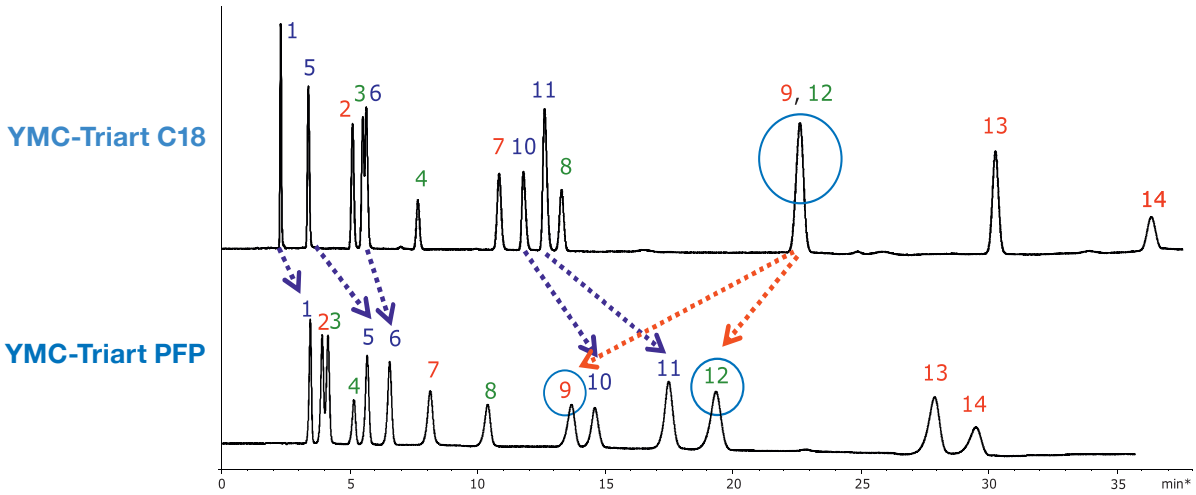

Column:	YMC-Triart C18 (5 µm, 12 nm) 150 x 3 mm ID YMC-Triart PFP (5 µm, 12 nm) 150 x 3 mm ID
Part Nos.:	TA12S05-1503PTH TPF12S05-1503PTH
Eluent:	A) 10 mM formic acid in water B) 10 mM formic acid in methanol
Gradient:	0–20 %B (0–30 min), 20 %B (30–35 min)
Flow rate:	0.425 mL/min
Temperature:	25 °C
Detection:	UV at 280 nm

Pharmaceuticals – YMC-Triart C8

Basic drugs

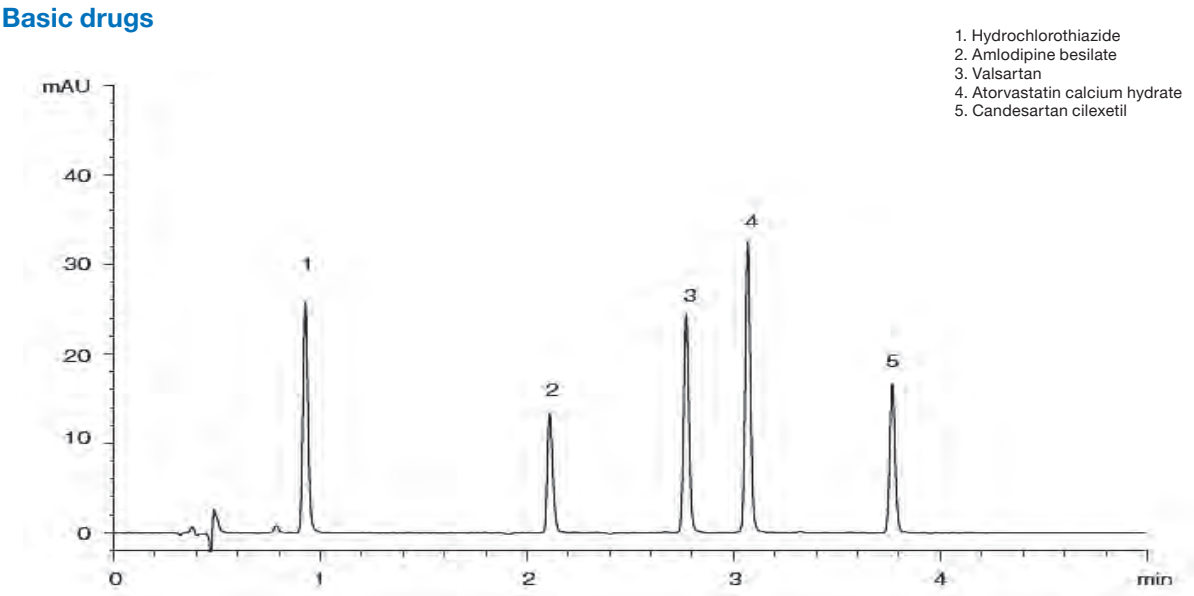

Column:	YMC-Triart C8 (3 µm, 12 nm) 50 x 2.0 mm ID
Part No.:	TO12S03-0502WT
Eluent:	A) water/formic acid (100/0.1) B) acetonitrile/formic acid (100/0.1)
Gradient:	10–90%B (0–5 min), 90%B (5–7 min)
Flow rate:	0.4 mL/min
Temperature:	30 °C
Detection:	UV at 254 nm
Injection:	2 µL (10–20 µg/mL)

Sequential analysis of Carvedilol

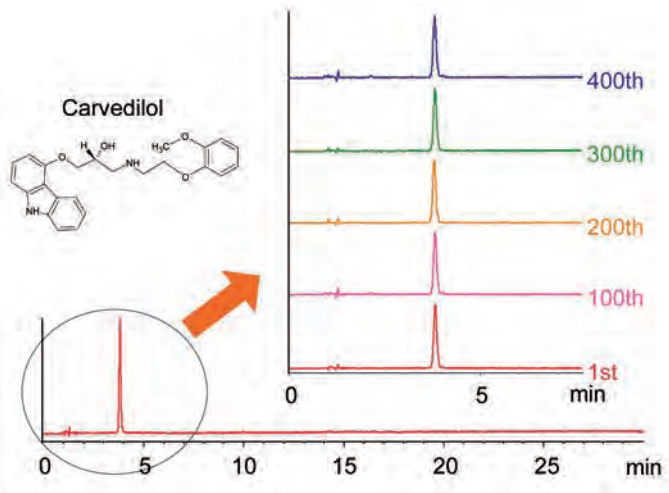

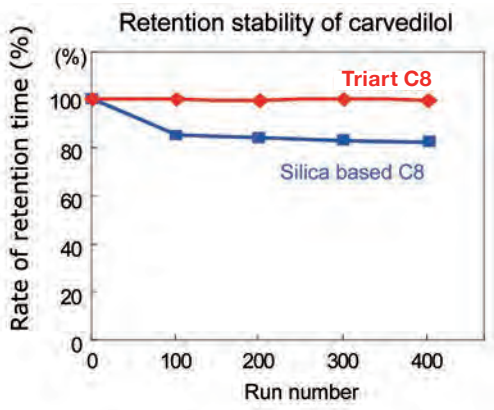

Column:	YMC-Triart C8 (5 µm, 12 nm) 150 x 2.0 mm ID
Part No.:	TO12S05-1502WT
Eluent:	phosphate buffer (pH 2.0)*/acetonitrile (65/35) *Dissolve 2.72 g of KH_2PO_4 in 900 mL water, adjust pH 2.0 with H_3PO_4 and add water to make 1,000 mL
Flow rate:	0.28 mL/min (adjust the flow rate so that the retention time of carvedilol is about 4 min)
Temperature:	55 °C
Detection:	UV at 240 nm

No change in retention time is observed even under a high pH and at an elevated temperature.

Pharmaceuticals – (U)HPLC

Separation of 11 cannabinoids

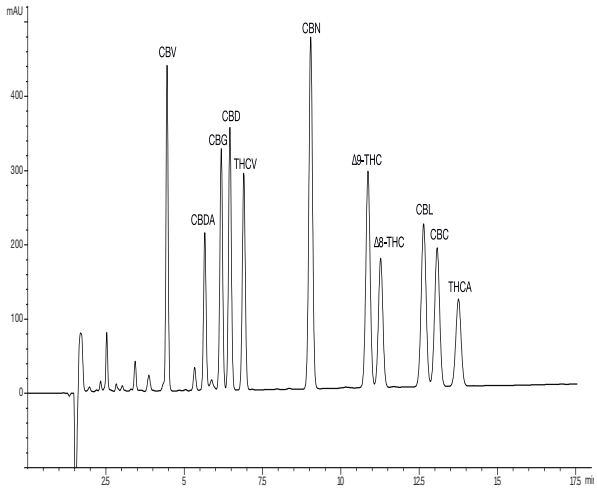

Column: YMC-Triart C18 (3 µm, 12 nm) 150 x 4.6 mm ID
Part No: TA12S03-1546PTH
Eluent: A) 0.1 % formic acid in water
B) 0.1 % formic acid in acetonitrile
Gradients: 75–80 %B (0–20 min)
Flow rate: 1.0 mL/min
Temperature: 35 °C
Detection: UV at 220 nm
Injection: 10 µL
Sample: 11 cannabinoids each 0.05 mg/mL
diluted with acetonitrile/water (75/25)

Nasal spray

1. Maleic acid sodium salt
2. Tetrahydrozoline HCl
3. Chlorpheniramine maleate
4. Benzethonium chloride

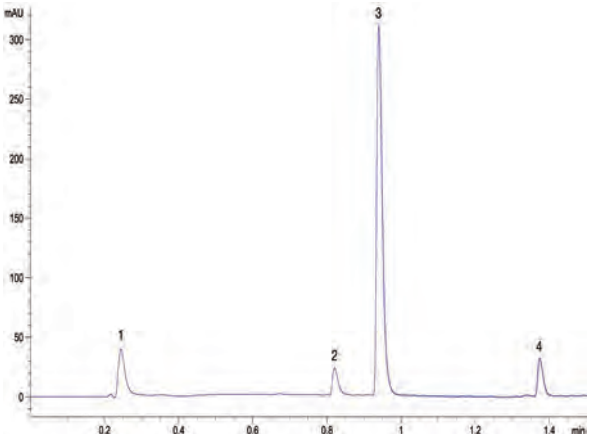

Column: YMC-Triart C18 (1.9 µm, 12 nm) 50 x 2.0 mm ID
Part No.: TA12SP9-0502PT
Eluent: A) water + 0.05% TFA / B) methanol (50/50)
Gradient:

min	A	B
0	80	20
0.5	10	90
1.2	0	100

Flow rate: 0.6 mL/min
Temperature: 40 °C
Detection: UV at 260 nm
Injection: 0.2 µL

Eye drop formulation

1. Maleic acid sodium salt
2. Pyridoxine
3. Neostigmine methylsulfate
4. Chlorpheniramine maleate
5. Naphazoline HCl
6. Glycyrrhizin acid ammonium salt

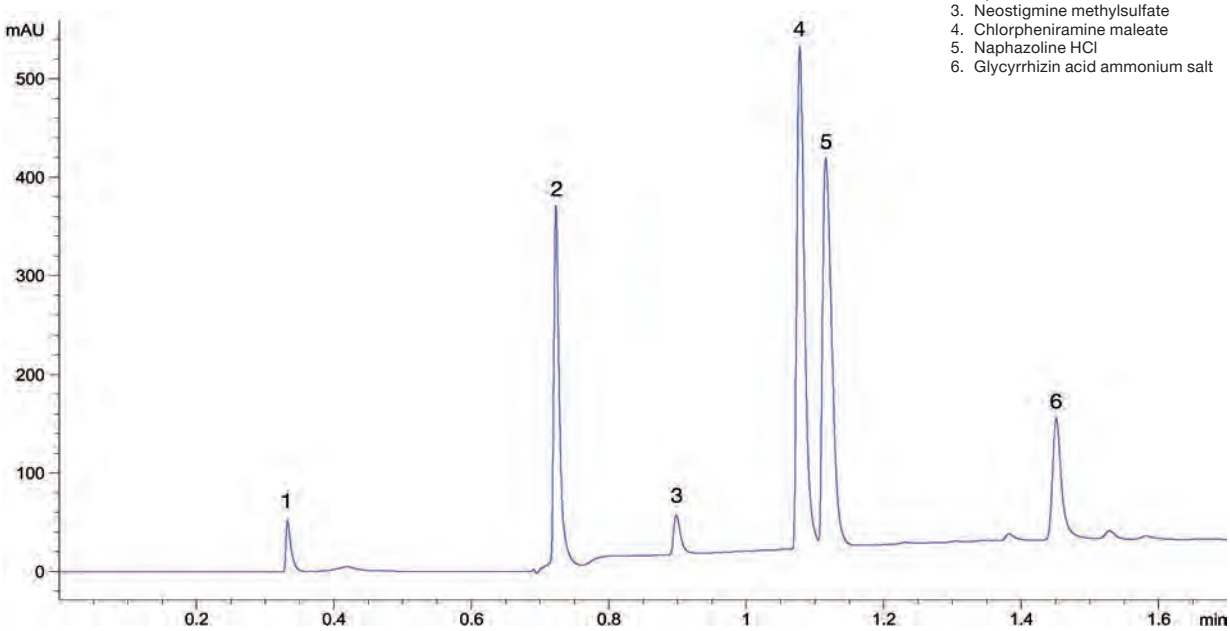

Column: YMC-Triart C18 (1.9 µm, 12 nm) 50 x 2.0 mm ID
Part No.: TA12SP9-0502PT
Eluent: A) water + 0.05% TFA
B) acetonitrile
Flow rate: 0.6 mL/min
Temperature: 40 °C
Detection: UV at 265 nm
Injection: 0.5 µL

Gradient:

min	A	B
0	100	0
1	50	50
1.5	50	50
1.7	10	90

Pharmaceuticals – UHPLC

Tetracycline antibiotics

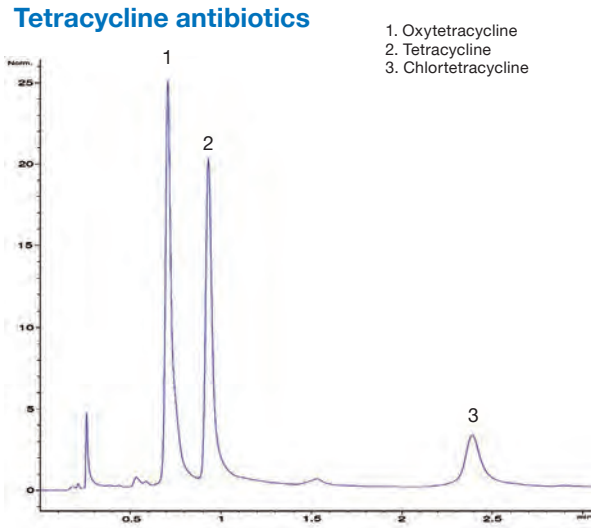

Column: YMC-Triart C18 (1.9 µm, 12 nm) 50 x 2.0 mm ID
Part No.: TA12SP9-0502PT
Eluent: 5 mM CH_3COONH_4 / acetonitrile (87/13)
Flow rate: 0.65 mL/min
Temperature: 40 °C
Detection: UV at 280 nm
Injection: 1 µL
Pressure: 662 bar

Betablockers

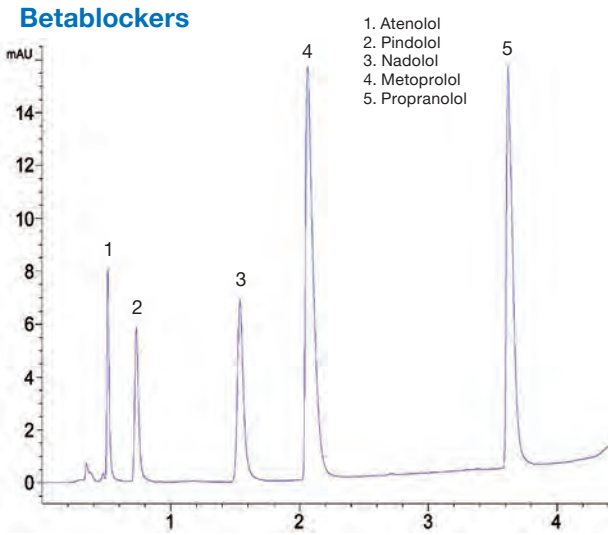

Column: YMC-Triart C18 (1.9 µm, 12 nm) 50 x 2.0 mm ID
Part No.: TA12SP9-0502PT
Eluent: A) 20 mM CH_3COONH_4 + ammonia (pH 9.0)
B) acetonitrile
Gradient: 25%B (1.0 min); 75%B (1–6 min)
Flow rate: 0.35 mL/min
Temperature: 40 °C
Detection: UV at 254 nm
Injection: 1 µL
Pressure: 450 bar

High sensitivity for sphingophospholipids

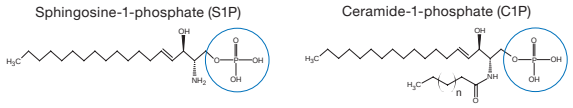

Standard C18 column with conventional stainless steel hardware (1.8 µm, 50 x 2.1 mm ID)

S1P (d17:1)

C1P (d18:1/12.0)

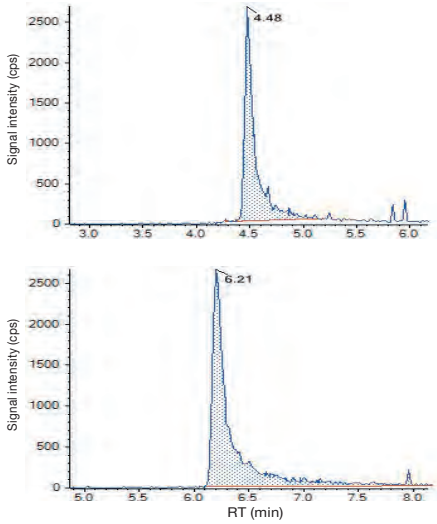

YMC-Triart C18 metal-free column (1.9 µm, 50 x 2.1 mm ID)

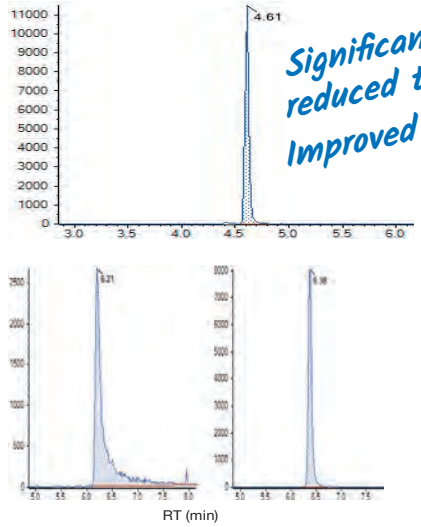

Significantly reduced tailing
Improved intensity

Part No: TA12SP9-05Q1PTP
Eluent: A) methanol/acetonitrile/water (1/1/3) containing X
B) 2-propanol containing X
X: 5 mM ammonium acetate, 500 nM EDTA and 0.025% NH_3 water
Gradient: 0%B (0–1 min), 0–50%B (1–5 min), 50–64%B (5–11 min), 64–95%B (11–13 min), 95%B (13–15 min), 0%B (15–20 min)

Flow rate: 0.25 mL/min
Temp.: 40 °C
Detection: ESI, positive
Injection: 1 µL
Instrument: LC) Waters ACQUITY UPLC H-class system
MS) AB Sciex QTRAP 6500

Reference: Siddabasave Gowda B. Gowda, Kazutaka Ikeda, Makoto Arita, Facile determination of sphingolipids under alkali condition using metal-free column by LC-MS/MS, Analytical and Bioanalytical Chemistry, 410 (20): 4793-4803 AUG 2018

Pharmaceuticals – UHPLC

Angiotensin I, II and III

1. Angiotensin I
2. Angiotensin II
3. Angiotensin III

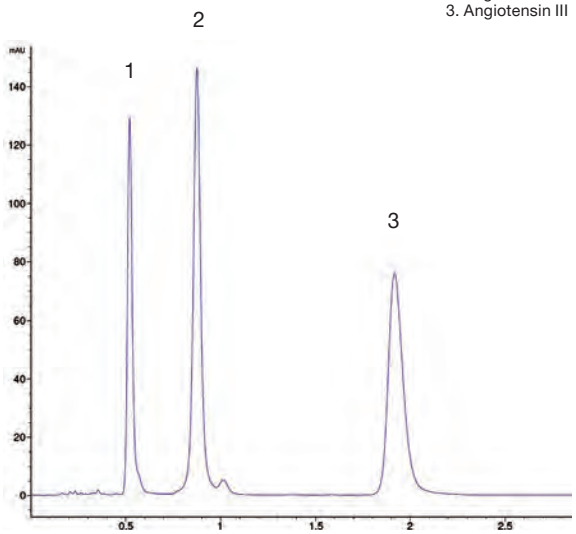

Column:	YMC-Triart C18 (1.9 µm, 12 nm) 50 x 2.0 mm ID
Part No.:	TA12SP9-0502PT
Eluent:	20 mM KH_2PO_4 + K_2HPO_4 (pH 7.9)/acetonitrile (22/78)
Flow rate:	0.7 mL/min
Temperature:	40 °C
Detection:	UV at 220 nm
Injection:	0.5 µL
Pressure:	720 bar

Insulin

1. Bovine insulin
2. Human insulin
3. Porcine insulin

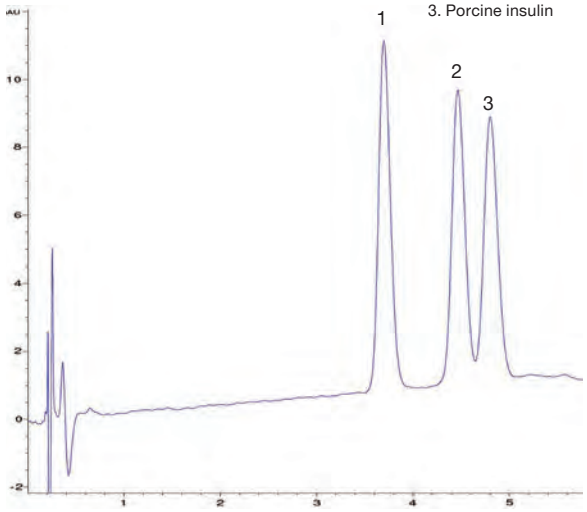

Column:	YMC-Triart C18 (1.9 µm, 12 nm) 50 x 2.0 mm ID
Part No.:	TA12SP9-0502PT
Eluent:	A) H_2O + 0.1% TFA B) acetonitrile + 0.1% TFA
Gradient:	30%B (0 min); 30-32%B (0-5 min); 32%B (55 min)
Flow rate:	0.6 mL/min
Temperature:	30 °C
Detection:	UV at 220 nm
Injection:	0.5 µL
Pressure:	611 bar

Macrolide antibiotics

1. Erythromycin
2. Spiramycin

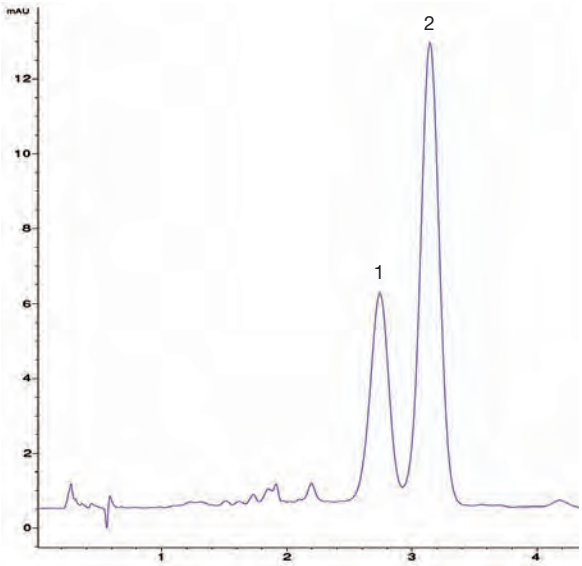

Column:	YMC-Triart C18 (1.9 µm, 12 nm) 50 x 2.0 mm ID
Part No.:	TA12SP9-0502PT
Eluent:	A) 20 mM K_2HPO_4 + 20 mM KH_2PO_4 (pH 7.9) B) acetonitrile
Gradient:	60%B (0.5 min); 60–70%B (0.5–1.5 min); 70%B (3.5 min)
Flow rate:	0.45 mL/min
Temperature:	50 °C
Detection:	UV at 210 nm
Injection:	1 µL
Pressure:	520 bar

Sulpha drugs

1. Uracil
2. Sulphathiazole
3. Sulphamerazine
4. Sulphamethoxazole

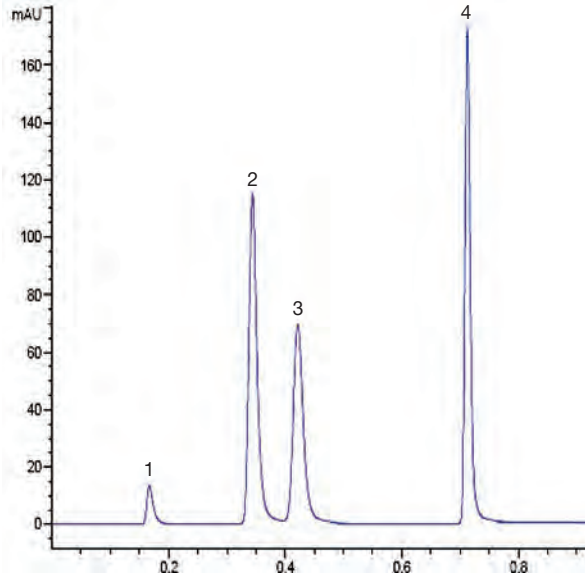

Column:	YMC-Triart C18 (1.9 µm, 12 nm) 50 x 2.0 mm ID
Part No.:	TA12SP9-0502PT
Eluent:	H_2O + formic acid (pH 2.5)/acetonitrile (75/25)
Flow rate:	0.75 mL/min
Temperature:	50 °C
Detection:	UV at 280 nm
Injection:	0.5 µL
Pressure:	740 bar

Pharmaceuticals – UHPLC

Guaiacol and impurities

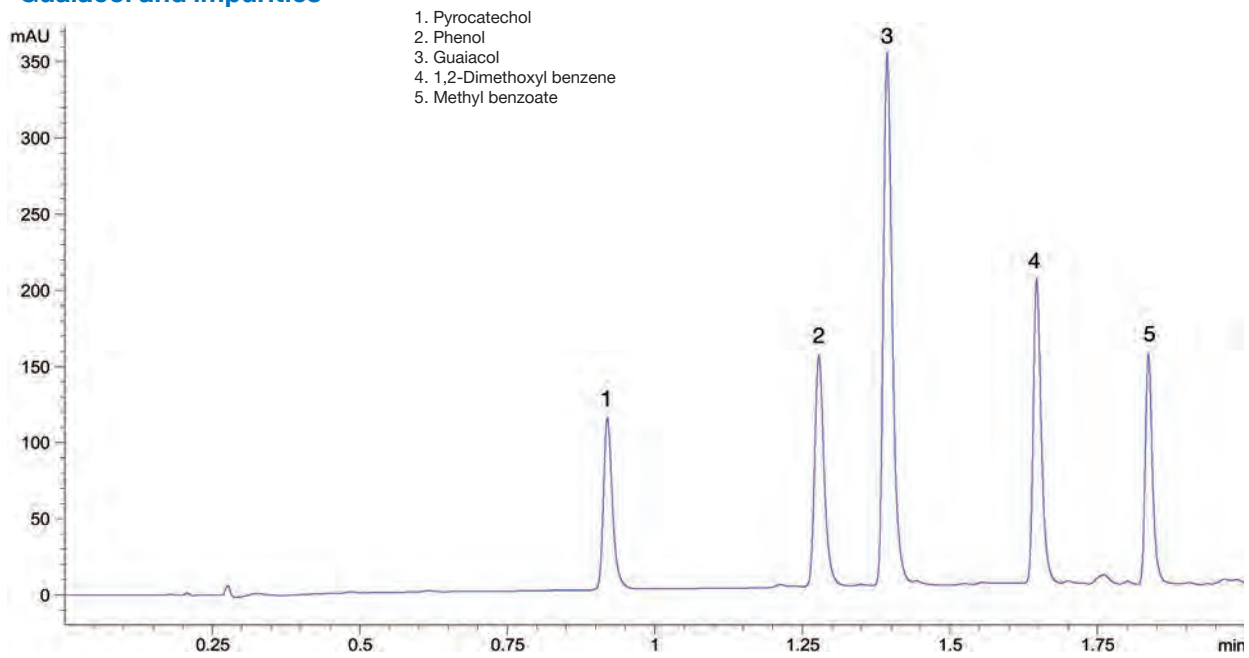

Column:	YMC-Triart C18 (1.9 µm, 12 nm) 50 x 2.0 mm ID
Part No.:	TA12SP9-0502PT
Eluent:	water/acetonitrile (50/50)
Flow rate:	0.7 mL/min
Temperature:	40 °C
Detection:	UV at 254 nm
Injection:	0.5 µL

Paracetamol

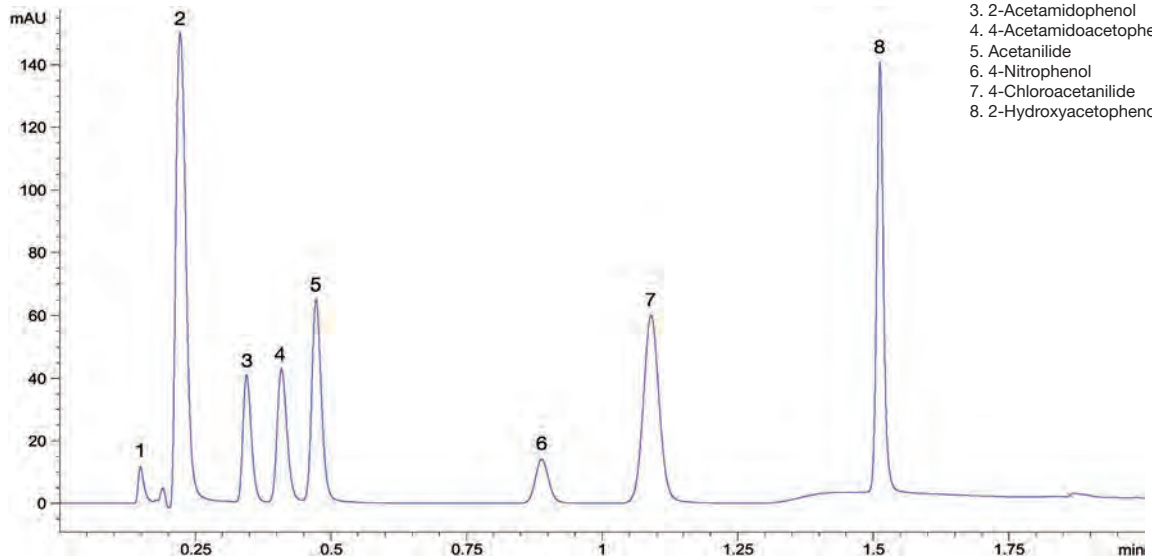

Column:	YMC-Triart C18 (1.9 µm, 12 nm) 50 x 2.0 mm ID
Part No.:	TA12SP9-0502PT
Eluent:	A) water + formic acid (pH 2.5)/B) acetonitrile
Flow rate:	0.7 mL/min
Temperature:	40 °C
Detection:	UV at 254 nm
Injection:	0.5 µL

Gradient:

min	A	B
0	70	30
1	70	30
1.5	20	80
2	20	80

Pharmaceuticals – UHPLC

7 Analgesics

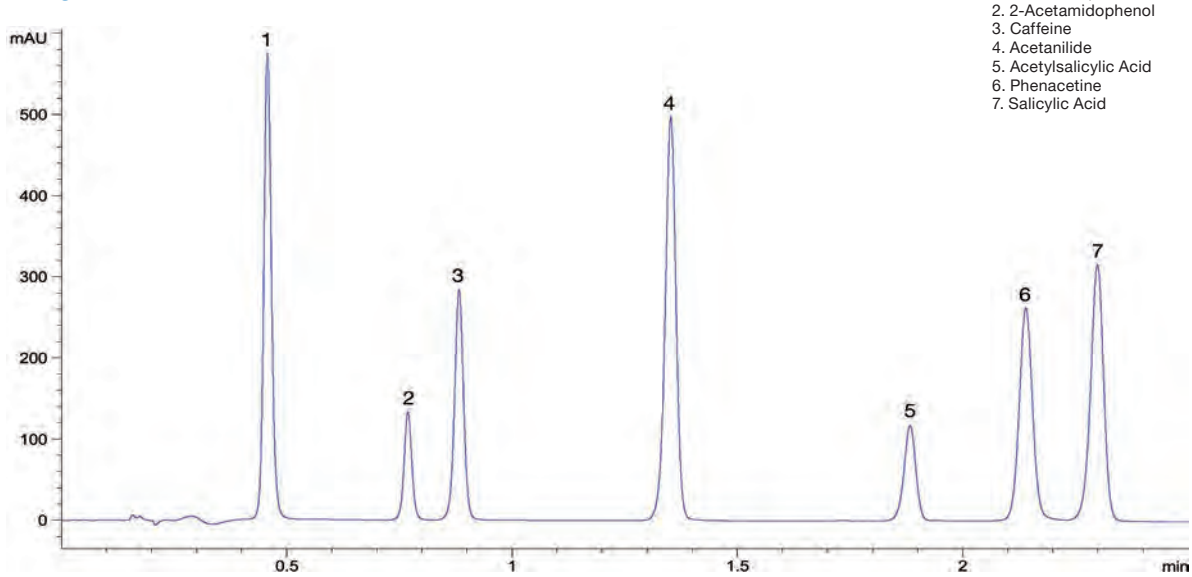

1. Acetaminophene
2. 2-Acetamidophenol
3. Caffeine
4. Acetanilide
5. Acetylsalicylic Acid
6. Phenacetine
7. Salicylic Acid

Column:	YMC-Triart C18 (1.9 µm, 12 nm) 50 x 2.0 mm ID
Part No.:	TA12SP9-0502PT
Eluent:	water + formic acid (pH 2.5)/acetonitrile (50/50)
Flow rate:	0.8 mL/min
Temperature:	40 °C
Detection:	UV at 240 nm
Injection:	1 µL

Hydroxychloroquine and chloroquine

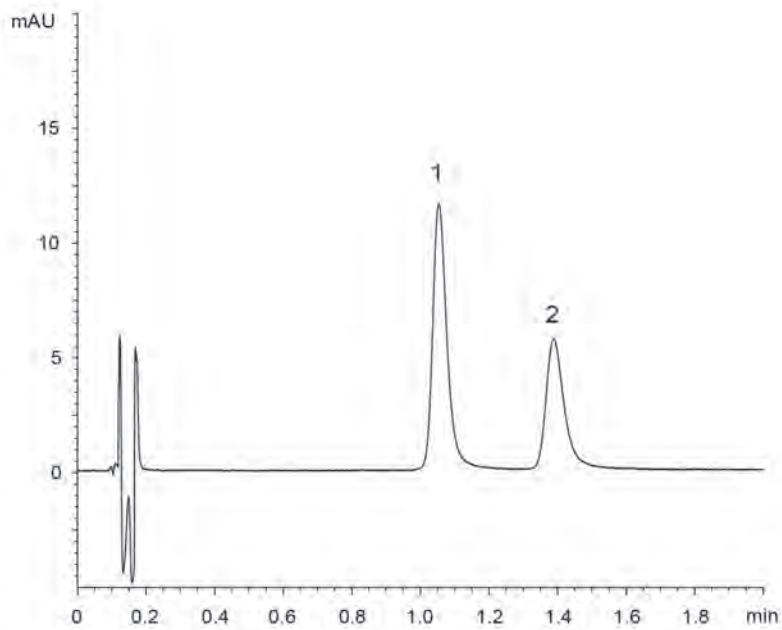

1

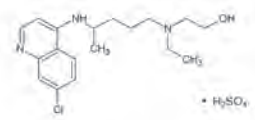

Hydroxychloroquine sulfate

2

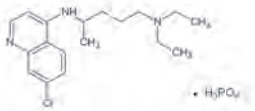

Chloroquine phosphate

Column:	YMC-Triart C18 (1.9 µm, 12 nm) 50 x 2.0 mm ID
Part No.:	TA12SP9-0502PT
Eluent:	20 mM HCOOH-$HCOONH_4$ (pH 4.3)/acetonitrile (90/10)
Flow rate:	1.0 mL/min
Temperature:	25 °C
Detection:	UV at 254 nm
Injection:	2 µL (10 µg/mL)

Pharmaceuticals – UHPLC

Duloxetine and its degradation products

1.

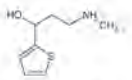

Amino alcohol
(3-Methylamino-1-thiophen-2-yl-propan-1-ol)

2.

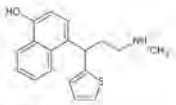

Para isomer
(4-(3-Methylamino-1-thiophen-2-yl-propyl)-naphthalen-1-ol))

3.

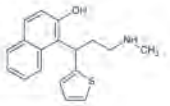

Ortho isomer
(2-(3-Methylamino-1-thiophen-2-yl-propyl)-naphthalen-1-ol)

4.

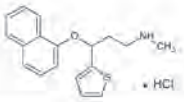

Duloxetine hydrochloride

5.

α-Naphthol

(A) HPLC method

Column: YMC-Triart C18 (5 µm, 12 nm) 150 x 3.0 mm ID
Part No.: TA12S05-1503PTH
Flow rate: 0.425 mL/min
Gradient: 10-90%B (0-36 min)
Injection: 6 µL

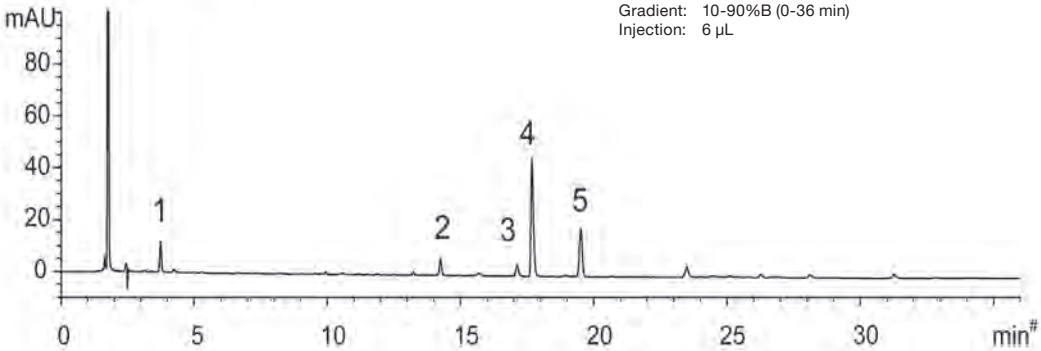

35 min

(B) UHPLC method

Column: YMC-Triart C18 (1.9 µm, 12 nm) 50 x 2.0 mm ID
Part No.: TA12SP9-0502PT
Flow rate: 0.8 mL/min
Gradient: 10-90%B (0-3 min)
Injection: 1 µL

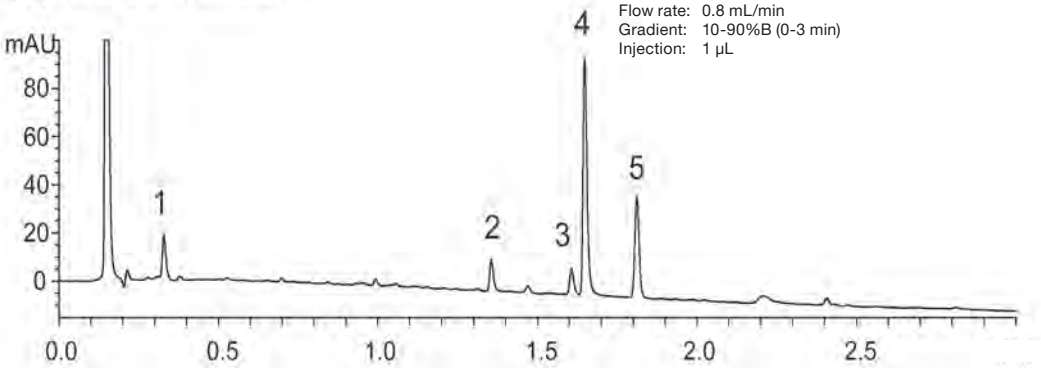

11x faster

3 min

Eluent: A) 10 mM CH_3COONH_4 (pH 6.0)
B) acetonitrile
Temperature: 30 °C
Detection: UV at 230 nm
Sample: Oxidative degradation products of duloxetine hydrochloride*

* Sample preparation was performed as described by Veera Reddy. Arava et al. Der Pharma Chemica, 2012 4 (4): 1735-1741

Pesticides

Analysis of 360 pesticides in a single run

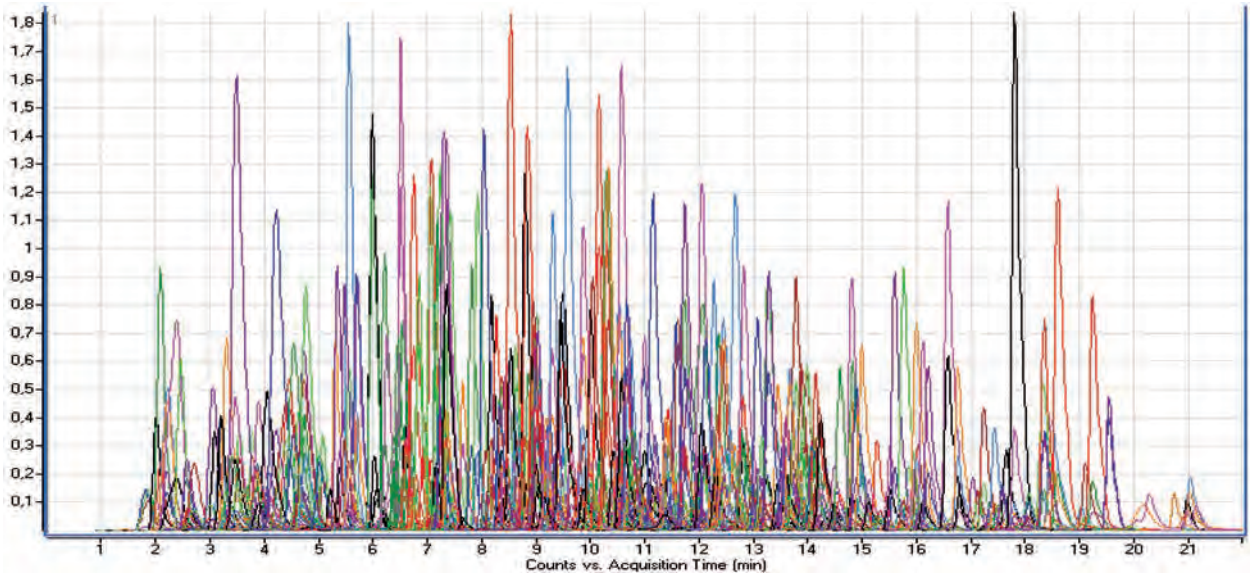

Column:	YMC-Triart C18 (3 µm, 12 nm) 100 x 2.0 mm ID	Total run time:	30 min
Part No.:	TA12S03-1002WT	Flow rate:	0.25 mL/min
Eluent:	A) 5 mM ammonium formate/water B) 5 mM ammonium formate/methanol	Temperature:	45 °C
		Detection:	ESI-MS
Gradient:	0 min: 30%B, 0.1 min: 50%B, 18 min: 100%B, 21 min: 100%B, 21.01 min: 30%B, 29 min: 30%B	Injection:	5 µL
		Sample:	100 ng/mL pesticide mix in acetonitrile

Application data by courtesy of: József László
WIREC, WESSLING International Research and Educational Centre Nonprofit Co. (Hungary)

Fast LC for conventional HPLC

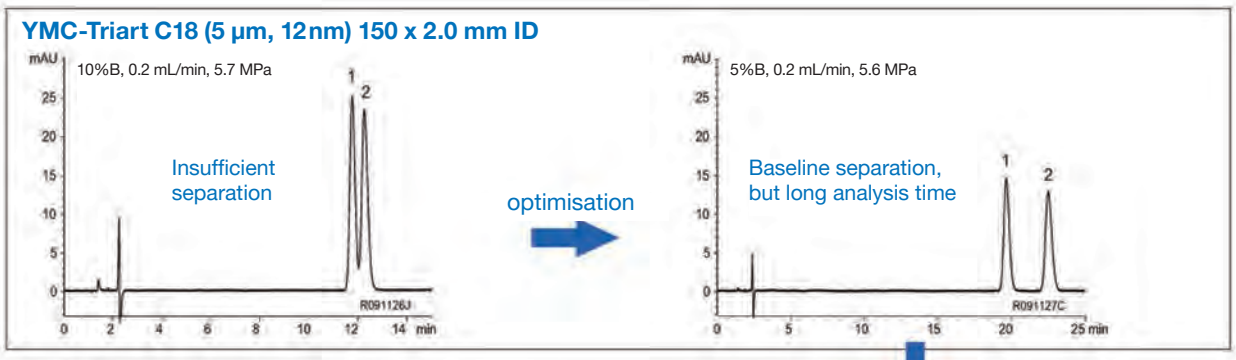

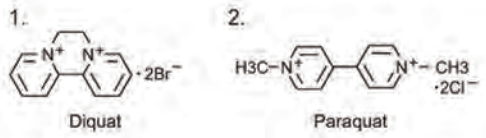

Down scaling

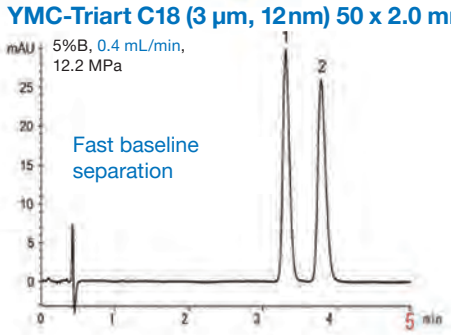

Eluent:	A) water/HFBA* (100/0.1) B) acetonitrile/HFBA* (100/0.1)
Part Nos.:	TA12S05-1502WT, TA12S03-0502WT
Temperature:	37 °C
Detection:	UV at 290 nm
Injection:	1 µL (0.1 mg/mL)

*heptafluorobutyric acid

Food – LC/MS

Determination of artificial sweeteners with LC-MS/MS

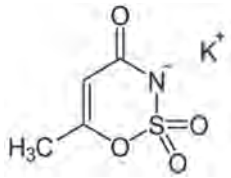

Acesulfame (K salt)

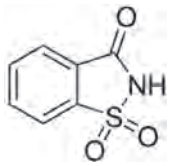

Saccharin

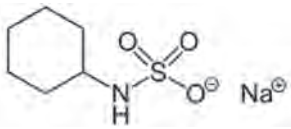

Cyclamate Na

➔ Non biological markers of wastewater entries in ground and surface water

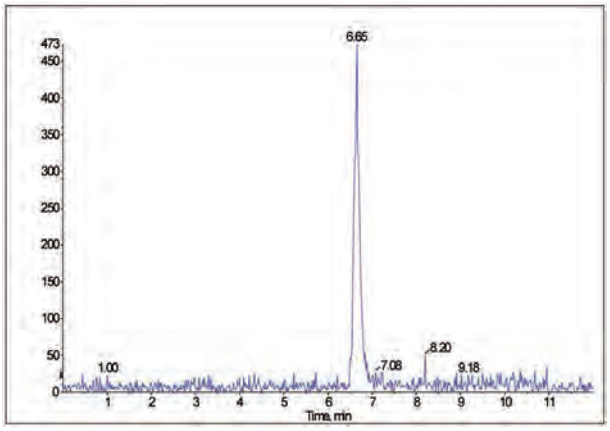

Extracted Ion Chromatogram (XIC) of Acesulfame K, 0.1 µg/L

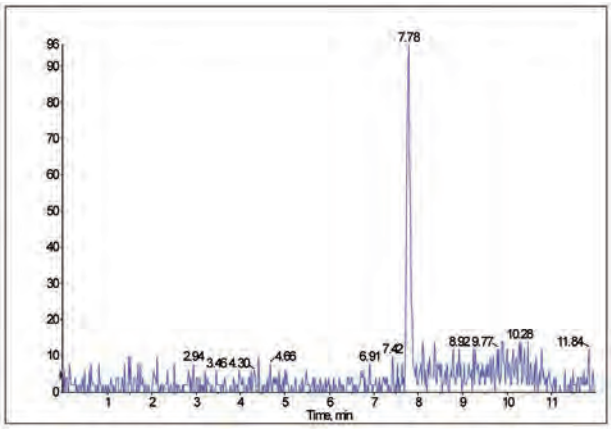

Extracted Ion Chromatogram (XIC) of Saccharin, 0.1 µg/L

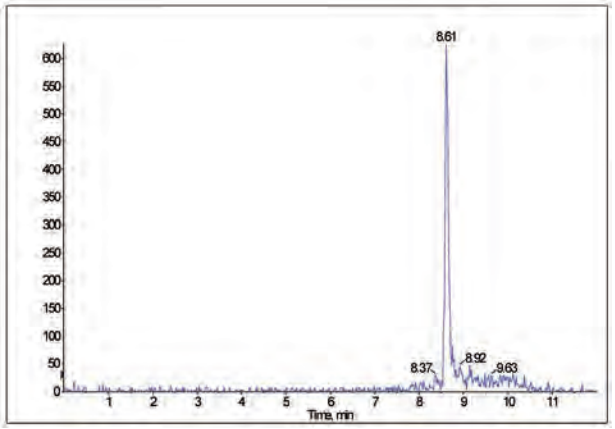

Extracted Ion Chromatogram (XIC) of Cyclamate Na, 0.1 µg/L

Column:	YMC-Triart C18 (1.9 µm, 12 nm) 100 x 3.0 mm ID	Flow:	0.3 mL/min				
Part-No.:	TA12SP9-1003PT	Injection:	40 µL, direct injection				
LC-System:	Agilent 1100 HPLC system and CTC Analytics HTC-Pal Autosampler	Eluent:	A: water (containing 10 mmol NH_4 formate) B: methanol (containing 10 mmol NH_4 formate)				
MS/MS System:	Applied Biosystems MDS Sciex API 4000, ESI negative	Gradient:	Time	0	6.0	6.1	12.0
Temperature:	35 °C		%B	2	75	2	2

Application data by courtesy of: Thomas Class, Sandro Jooß, PTRL Europe, Helmholtzstraße 22, Science Park I, D-89081 Ulm

Stevia leaves

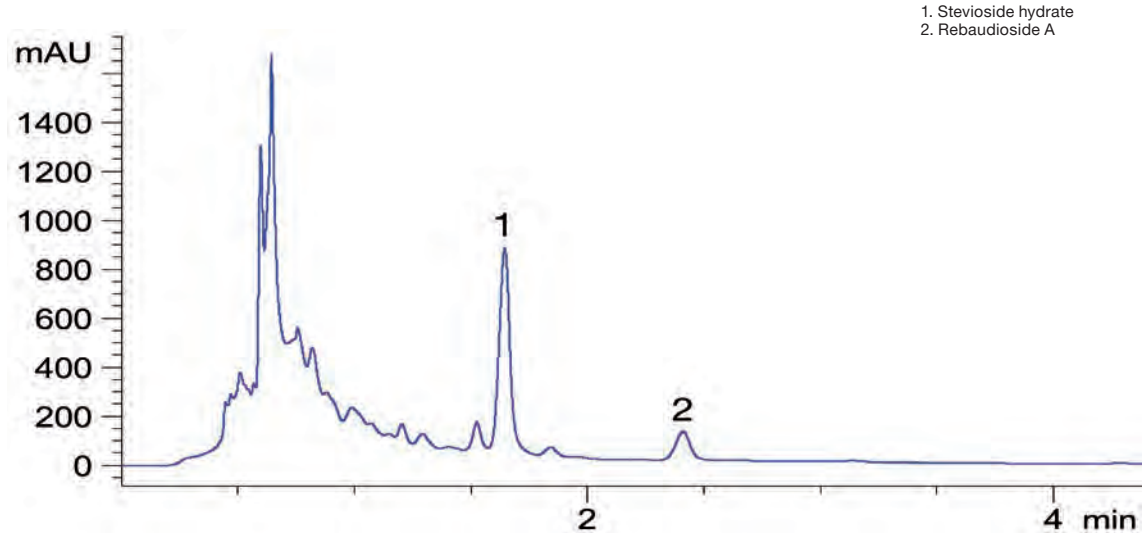

Column:	YMC-Triart Diol-HILIC (1.9 µm, 12 nm) 100 x 3.0 mm ID
Part No.:	TDH12SP9-1003PT
Eluent:	acetonitrile/water (85/15)
Flow rate:	1.0 mL/min
Temperature:	30 °C
Detection:	UV at 200 nm
Injection:	2 µL

Analysis of anthocyanins and anthocyanidins

Anthocyanins: Indicated in black

Anthocyanidins: Indicated in blue

1. Delphinidin-3-*O*-galactoside
2. Delphinidin-3-*O*-glucoside
3. Cyanidin-3-*O*-galactoside
4. Delphinidin-3-*O*-arabinoside
5. Cyanidin-3-*O*-glucoside
6. Petunidin-3-*O*-galactoside
7. Cyanidin-3-*O*-arabinoside
8. Petunidin-3-*O*-glucoside
9. Peonidin-3-*O*-galactoside
10. Petunidin-3-*O*-arabinoside
11. Delphinidin
12. Peonidin-3-*O*-glucoside
13. Malvidin-3-*O*-galactoside
14. Peonidin-3-*O*-arabinoside
15. Malvidin-3-*O*-glucoside
16. Malvidin-3-*O*-arabinoside
17. Cyanidin
18. Petunidin
19. Peonidin
20. Malvidin

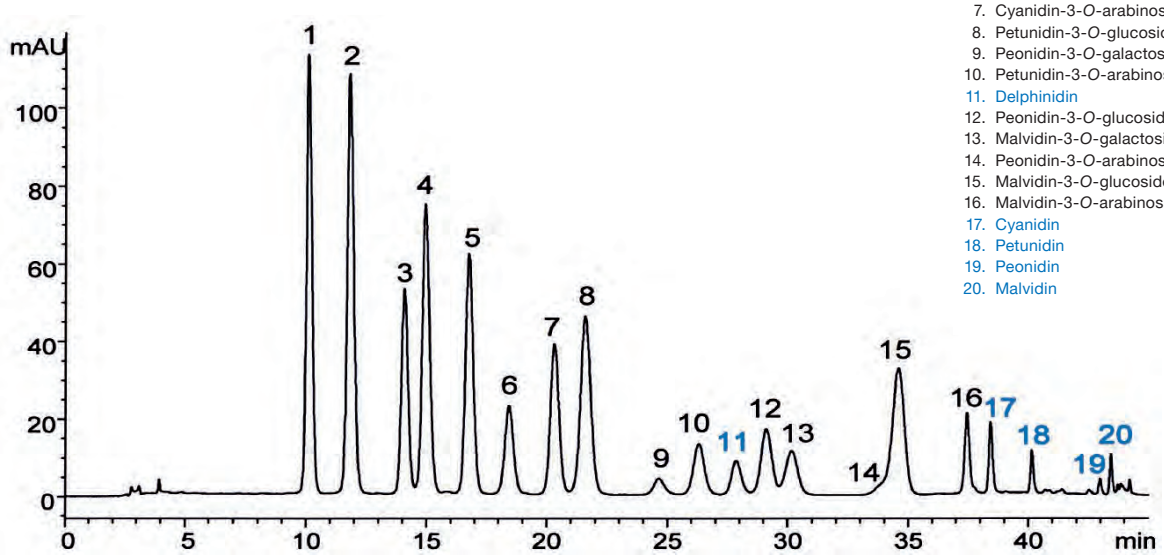

Column:	YMC-Triart C18 (5 µm, 12 nm) 250 x 4.6 mm ID	Flow rate:	1.0 mL/min
Part No.:	TA12S05-2546PTH	Temperature:	25 °C
Eluent:	A) water/formic acid (90/10) B) acetonitrile/methanol/water/formic acid (22.5/22.5/40/10)	Detection:	UV/VIS at 535 nm
Gradient:	20–28%B (0–30 min), 28–70%B (30–40 min), 100%B (40–45 min)	Sample:	commercial bilberry powder (1.25 mg/mL)

Food – MicroLC

MicroLC-MS/MS analysis of gluten markers in flour

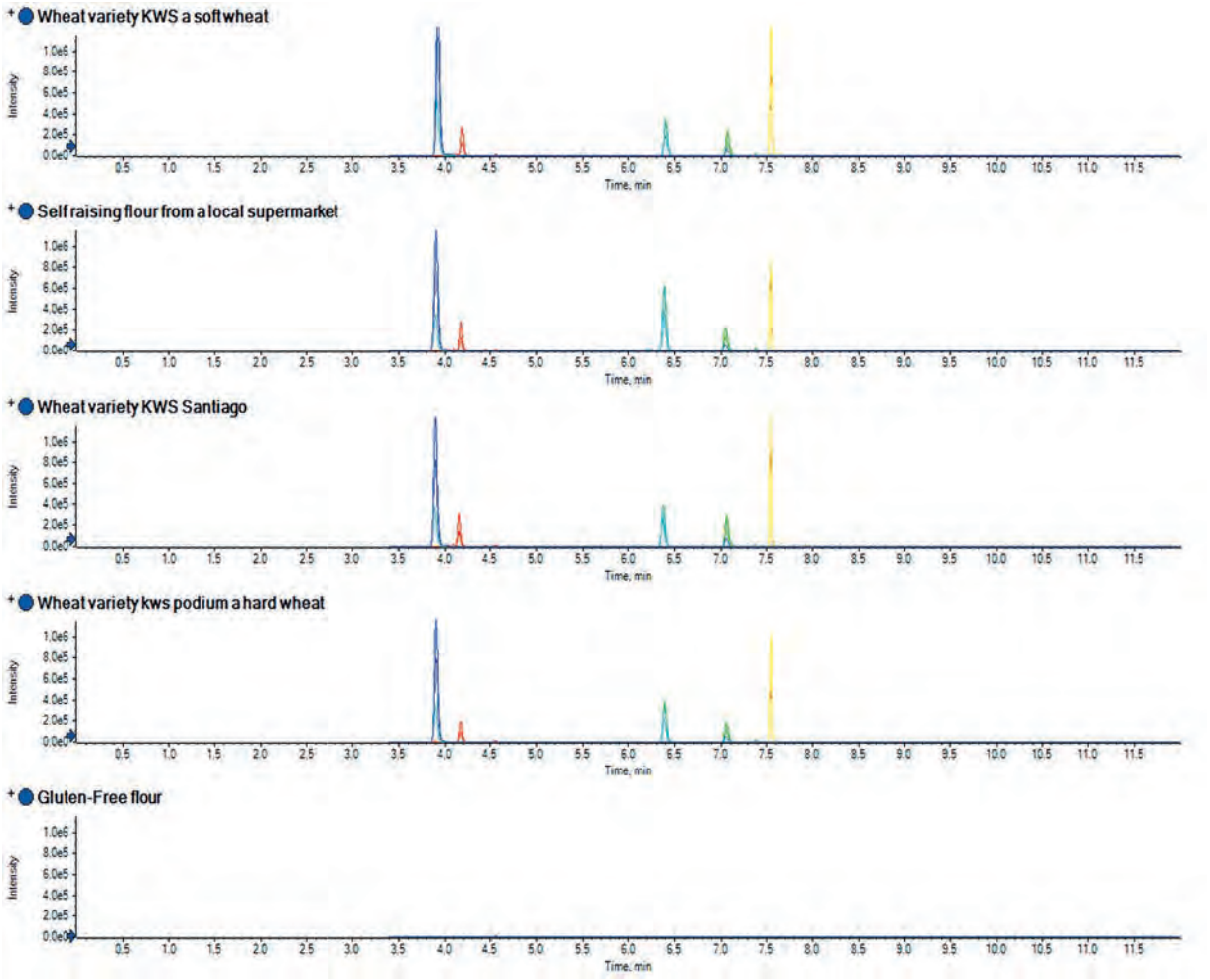

Column:	YMC-Triart C18 (12 nm, 3 µm) 100 x 0.5 mm ID, 1/32" end fittings
Part No.:	TA12S03-10J0RU
Eluent:	A) H_2O + 0.1% formic acid
	B) acetonitrile + 0.1% formic acid
Gradient:	5%B (0–1 min), 25%B (6 min), 95%B (8–9 min), 5%B (9.2–12 min)
Flow rate:	25 µL/min
Temperature:	40 °C
Detection:	SCIEX 5500 QTRAP, ESI
Injection:	10 µL
LC system:	Eksigent ekspert MicroLC 200

Application data by Courtesy of: Stephen Lock, SCIEX, Warrington (UK)

Food – MicroLC

MicroLC-MS/MS analysis of wheat or oat markers for gluten in cookies

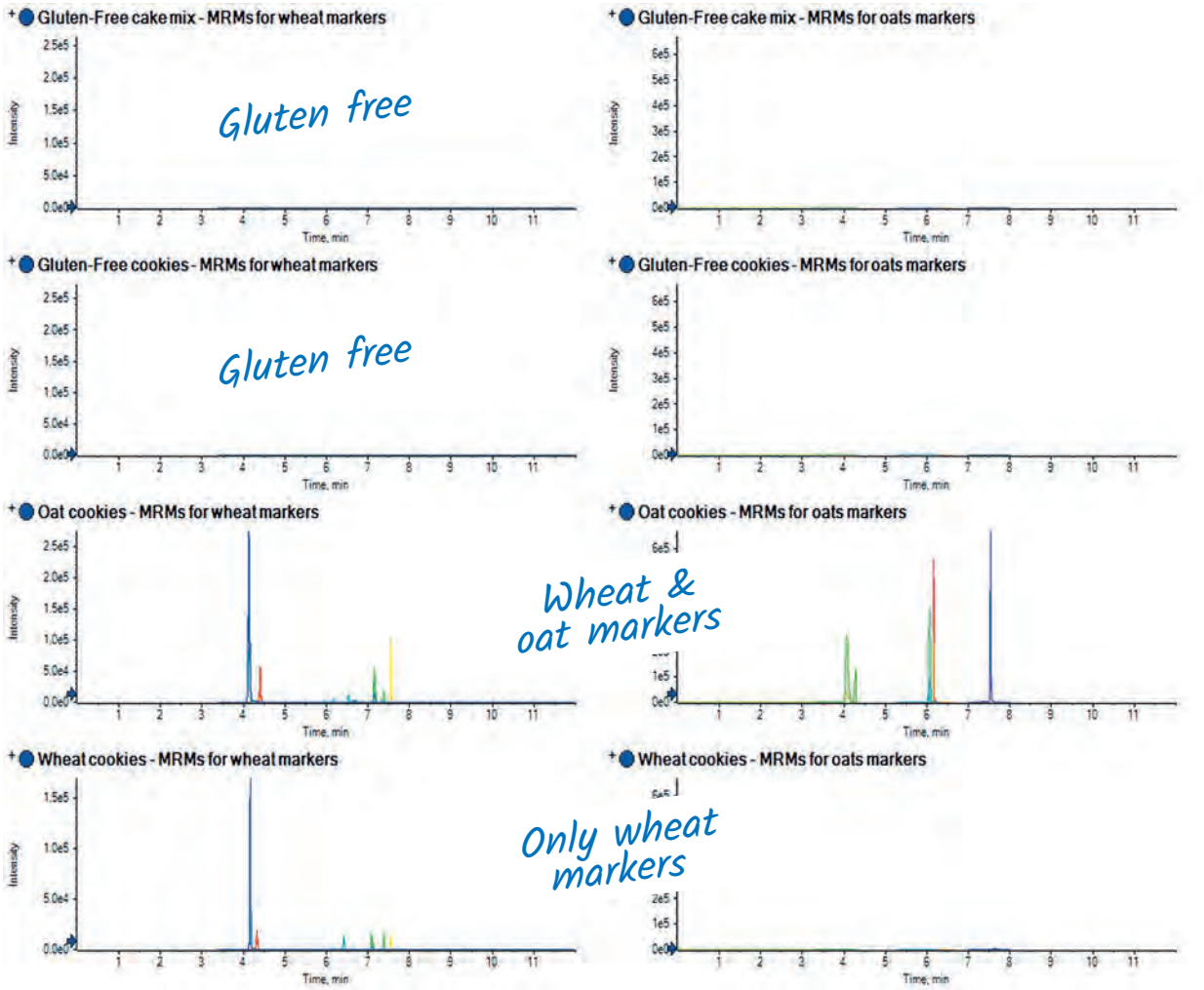

Column:	YMC-Triart C18 (12 nm, 3 µm) 100 x 0.5 mm ID, 1/32" end fittings	Flow rate:	25 µL/min
Part No.:	TA12S03-10J0RU	Temperature:	40 °C
Eluent:	A) H_2O + 0.1% formic acid	Detection:	SCIEX 5500 QTRAP, ESI
	B) acetonitrile + 0.1% formic acid	Injection:	10 µL
Gradient:	5%B (0-1 min), 25%B (6 min), 95%B (8-9 min), 5%B (9.2-12 min)	LC system:	Eksigent ekspert MicroLC 200

Application data by Courtesy of: Stephen Lock, SCIEX, Warrington (UK)

"Column of choice for fast and reproducible micro and nano scale separations. Excellent pH and temperature stability, compatibility with 100% water allows enrichment by large injection volumes."

Tobias Werres, Institute for Energy- and Environmental Technology e. V. (IUTA, DE)

Food – MicroLC

Screening of allergens in white wine by MicroLC-MS/MS

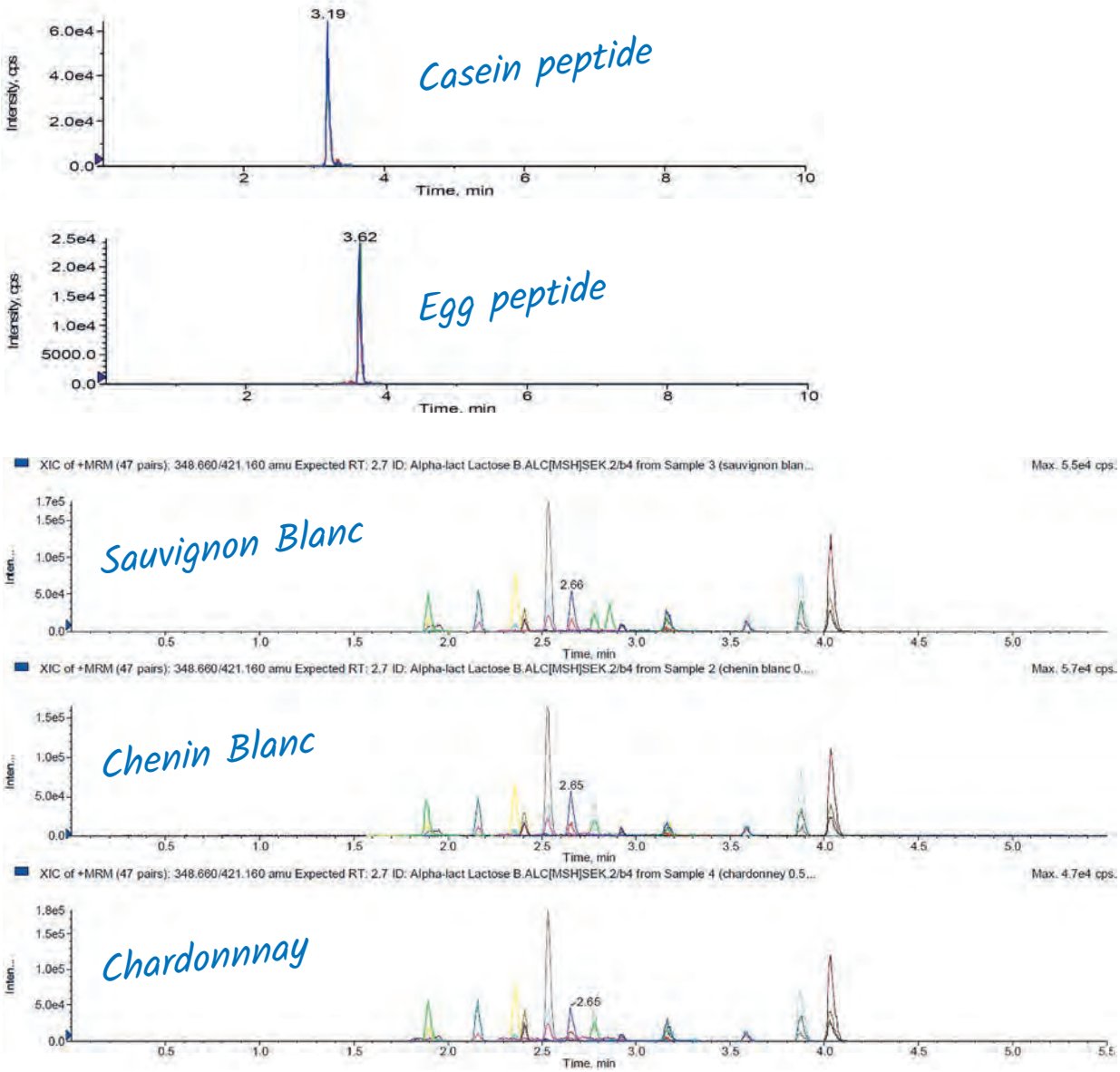

Column:	YMC-Triart C18 (12 nm, 3 µm) 50 x 0.5 mm ID, 1/32" end fittings
Part No.:	TA12S03-05J0RU
Eluent:	A) H_2O + 0.1% formic acid
	B) acetonitrile + 0.1% formic acid
Gradient:	2%B (0-0.3 min), 40%B (4 min), 95%B (4.1-4.3 min), 2%B (4.4-5.5 min)
Flow rate:	25 µL/min
Temperature:	40 °C
Detection:	SCIEX 5500 QTRAP, ESI
Injection:	10 µL
Sample:	spiked white with 0.5 ppm milk/egg proteins
LC system:	Eksigent ekspert MicroLC 200

Application data by Courtesy of: Stephen Lock, SCIEX, Warrington (UK)

Food – MicroLC

MicroLC-MS/MS analysis of 15 different veterinary drugs in milk and meat

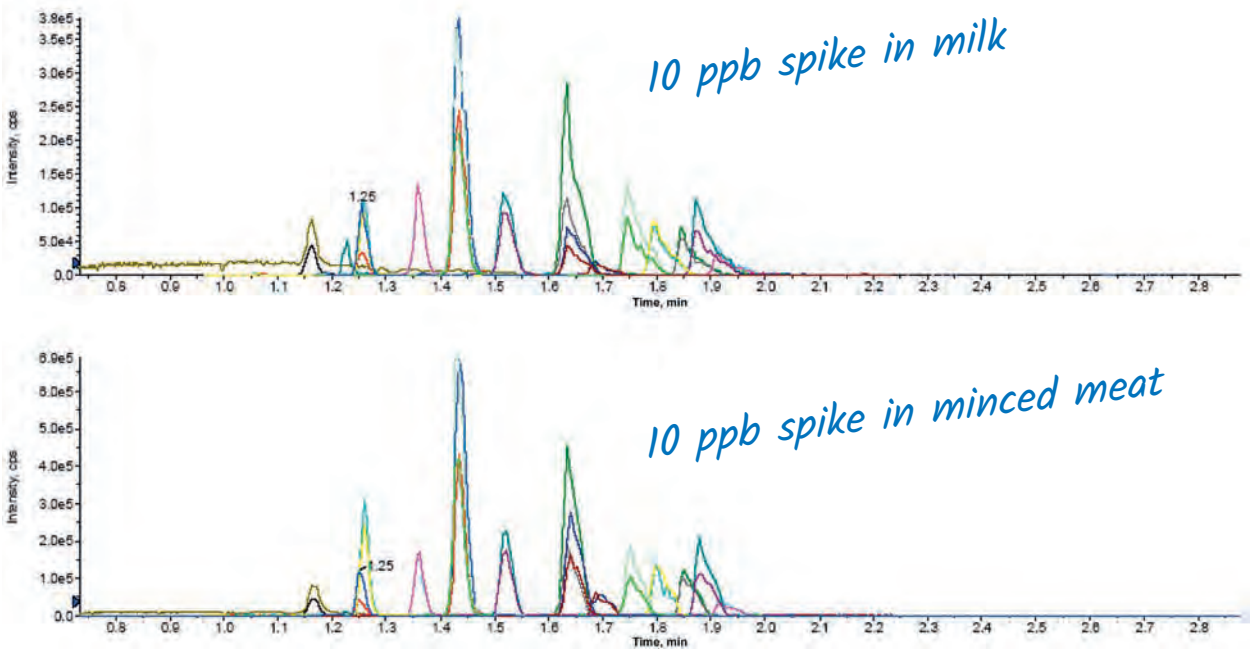

Column:	YMC-Triart C18 (12 nm, 3 µm) 50 x 0.5 mm ID, 1/32" end fittings
Part No.:	TA12S03-05J0RU
Eluent:	A) H_2O + 0.1% formic acid
	B) acetonitrile + 0.1% formic acid
Gradient:	2%B (0-0.5 min), 65%B (1.7 min), 100%B (1.8-2.3 min), 2%B (2.4-3.5 min)
Flow rate:	30 µL/min
Temperature:	60 °C
Detection:	SCIEX 5500 QTRAP, ESI
Injection:	10 µL
LC system:	Eksigent ekspert MicroLC 200

Application data by Courtesy of: Stephen Lock, SCIEX, Warrington (UK)

Food

Soy isoflavones in supplement

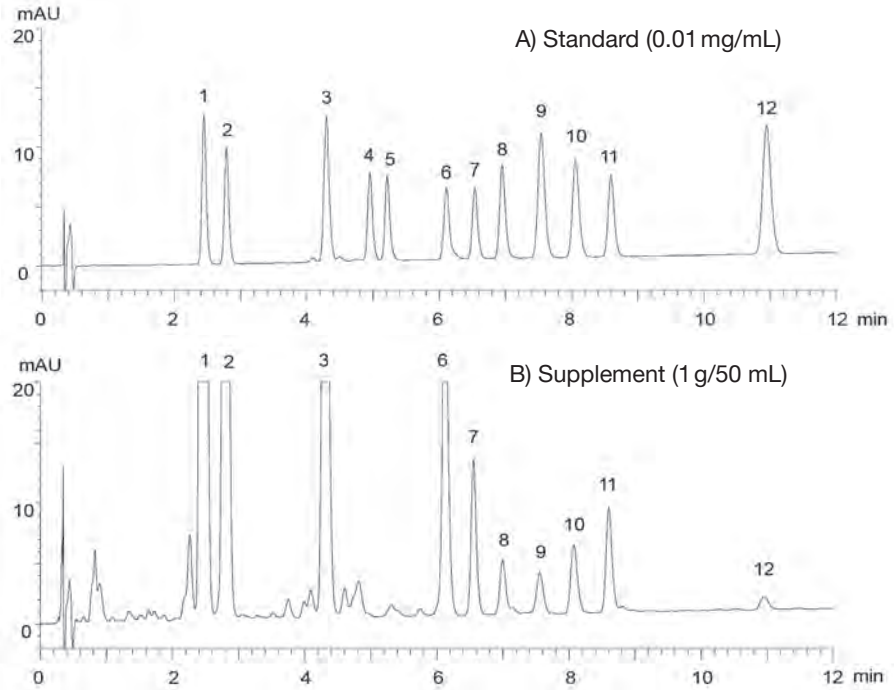

1. Daidzin
2. Glycitin
3. Genistin
4. 6"-*O*-Malonyldaidzin
5. 6"-*O*-Malonylglycitin
6. 6"-*O*-Acetyldaidzin
7. 6"-*O*-Acetylglycitin
8. 6"-*O*-Malonylgenistin
9. Daidzein
10. Glycitein
11. 6"-*O*-Acetylgenistin
12. Genistein

Sample preparation method

Supplement
← 50% aqueous ethanol
Stirred at r.t. for 1 hr
Filtration
Injection

Column:	YMC-Triart C18 (3 µm, 12 nm) 50 x 2.0 mm ID	Gradient:	5–40%B (0-12 min)
Part No.:	TA12S03-0502WT	Flow rate:	0.4 mL/min
Eluent:	A) acetonitrile/water/HCOOH (10/90/0.1) B) acetonitrile/water/HCOOH (60/40/0.1)	Temperature:	25 °C
		Detection:	UV at 254 nm
		Injection:	2 µL

Separation of water-soluble vitamins

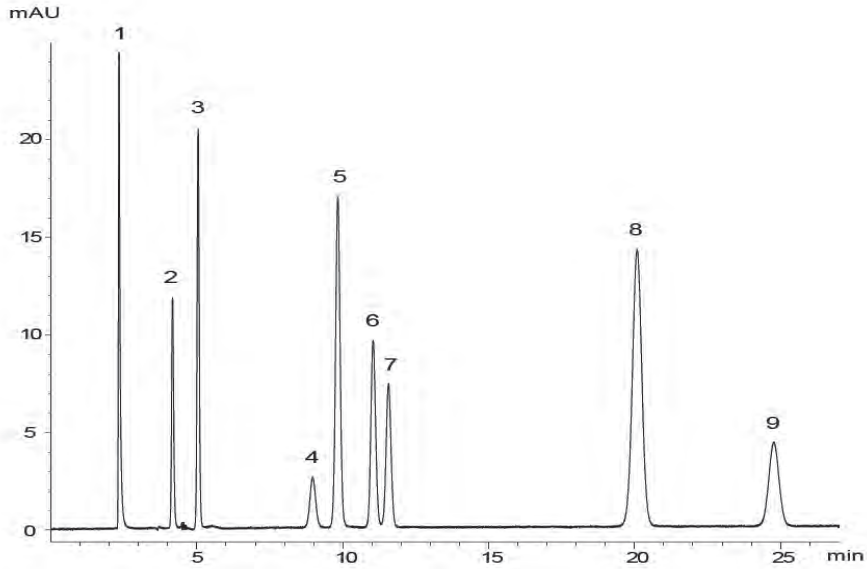

1. Thiamine HCl (Vitamin B_1)
2. Pyridoxine HCl (Vitamin B_6)
3. Nicotinamide
4. Cyanocobalamin (Vitamin B_{12})
5. L-Ascorbic acid 2-glucoside
6. L-Ascorbic acid (Vitamin C)
7. Erythorbic acid
8. Riboflavin (Vitamin B_2)
9. Nicotinic acid (Vitamin B_3)

Column:	YMC-Triart C18 (5 µm, 12 nm) 250 x 4.6 mm ID	Flow rate:	0.8 mL/min
Part No.:	TA12S05-2546PTH	Temperature:	40 °C
Eluent:	phosphate buffer*/acetonitrile (90/10) * Dissolve 1.4 g KH_2PO_4 in 800 mL water → add 26 mL 10% TBA·OH → adjust pH 5.2 by 20% H_3PO_4 → add water to make 1,000 mL	Detection:	UV at 260 nm
		Injection:	10 µL (5 µg/mL)

Life Science – Antibodies

Bevacizumab (Avastin®, MW: ca. 148 kDa)

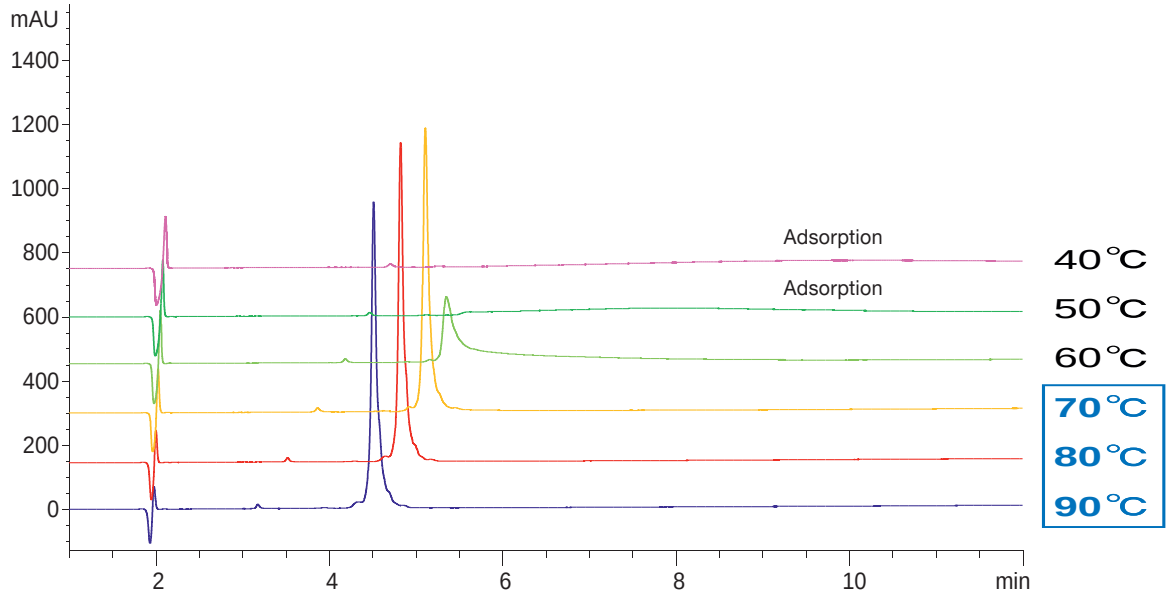

Column:	YMC-Triart Bio C4 (3 µm, 30 nm) 150 x 3.0 mm ID	Flow rate:	0.4 mL/min
Part No.:	TB30S03-1503PTH	Detection:	UV at 220 nmn
Eluent:	A) water/TFA (100/0.1) B) acetonitrile/TFA (100/0.1)	Injection:	4 µL (0.5 mg/mL)
Gradient:	Time [min] / Eluent B [%] 0 / 30 15 / 60 30 / 90		

RP analysis of different monoclonal antibodies using YMC-Triart Bio C4

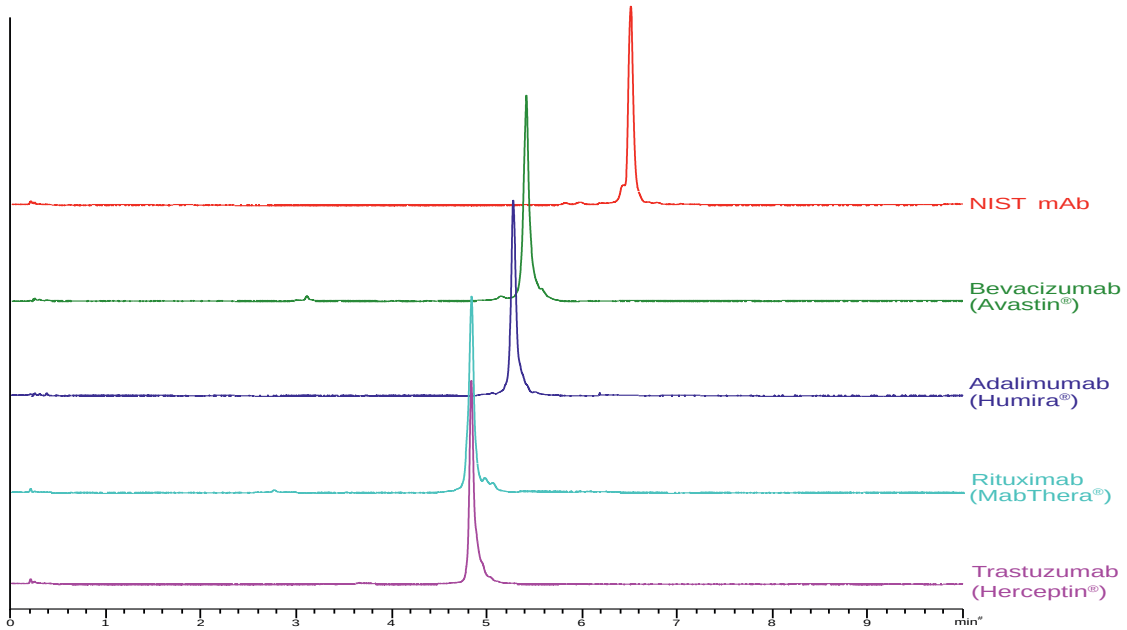

Column:	YMC-Triart Bio C4 (1.9 µm, 30 nm) 50 x 2.1 mm ID	Flow rate:	0.4 mL/min
Part No.:	TB30SP9-05Q1PT	Temperature:	80 °C
Eluent:	A) water/TFA (100/0.1) B) acetonitrile/TFA (100/0.1)	Detection:	UV at 280 nm (0.13s, 40Hz)
Gradient:	25–45%B (0–10 min)	Injection:	2 µL (0.5 mg/mL)

Life Science – Proteins/Peptides

High sensitivity and sharp peaks under LC/MS compatible conditions

YMC-Triart Bio C4 (3 µm, 30 nm)

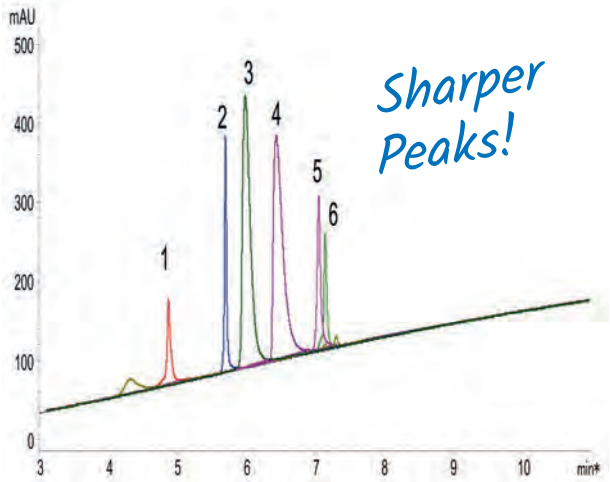

XBridge Protein BEH C4 (3.5 µm, 30 nm)

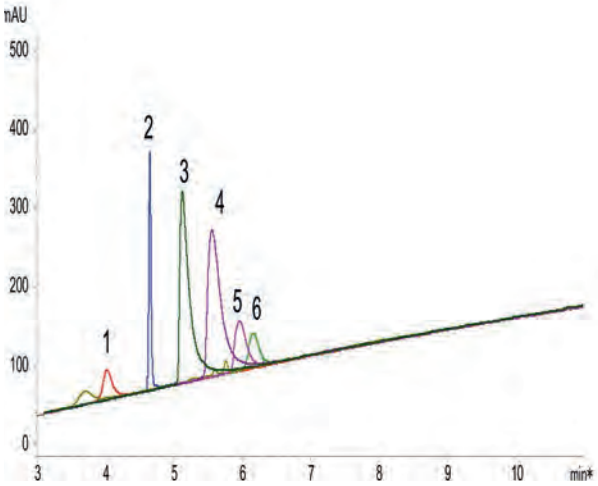

AdvanceBio RP-mAb C4 (3.5 µm, 45 nm)

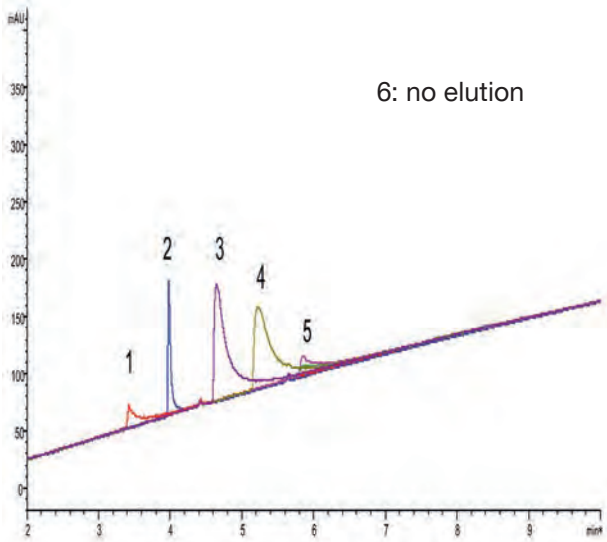

Aeris widepore C4 (3.6 µm, 20 nm)

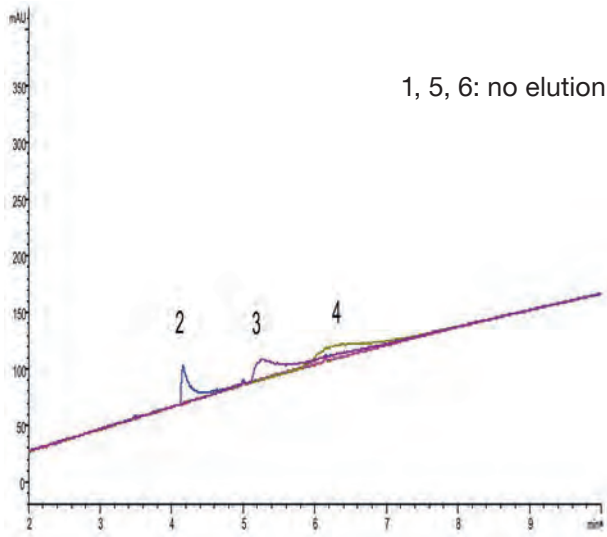

Column:	150 x 3.0 mm ID
Eluent:	A) water/formic acid (100/0.1) B) acetonitrile/formic acid (100/0.1)
Gradient:	10–95%B (0–15 min)
Flow rate:	0.4 mL/min (for 3.0 mm ID) 1.0 mL/min (for 4.6 mm ID)
Temperature:	40 °C
Detection:	UV at 220 nm

Sample:
1. Cytochrome-C (Horse heart)
2. Insulin (Bovine pancreas)
3. Transferrin (Human)
4. BSA
5. β-Lactoglobulin (Bovine)
6. α-Chymotrypsinogen A (Bovine pancreas)

YMC-Triart Bio C4 shows better peak shape and recovery with a mobile phase containing formic acid, which is commonly used for LC/MS analysis. Therefore, YMC-Triart Bio C4 is ideal for highly sensitive analysis of proteins.

Life Science – Proteins/Peptides

Ideal for Microanalysis

YMC-Triart Bio C4 (1.9 µm, 30 nm)

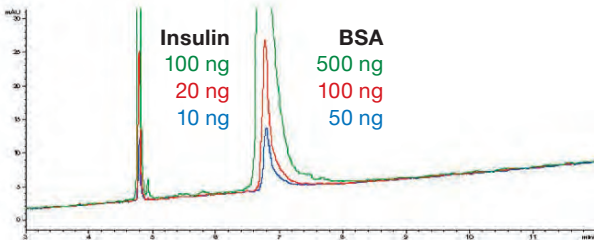

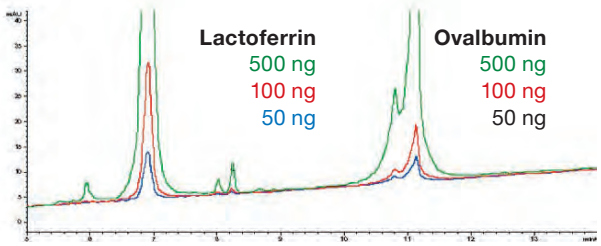

Aeris widepore C4 (3.6 µm, 20 nm)

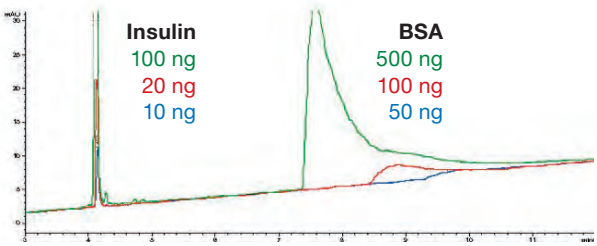

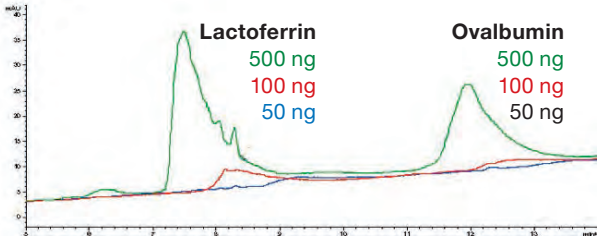

Column:	150 x 2.1 mm ID	Flow rate:	0.2 mL/min
Eluent:	A) water/TFA (100/0.05) B) acetonitrile/TFA (100/0.05)	Temperature:	40 °C
Gradient:	25–60%B (0–15 min), 90%B (15–20 min), 25%B (20–35 min)	Detection:	UV at 220 nm

No adsorption was observed on YMC-Triart Bio C4 even at a low loading amount. This feature is beneficial for micro-analysis of proteins.

Amyloid β-peptides

1. Amyloid β (1-38) (Human) (MW 4,132)
2. Amyloid β (1-40) (Human) (MW 4,330)
3. Amyloid β (1-42) (Human) (MW 4,514)
4. Amyloid β (1-43) (Human) (MW 4,615)

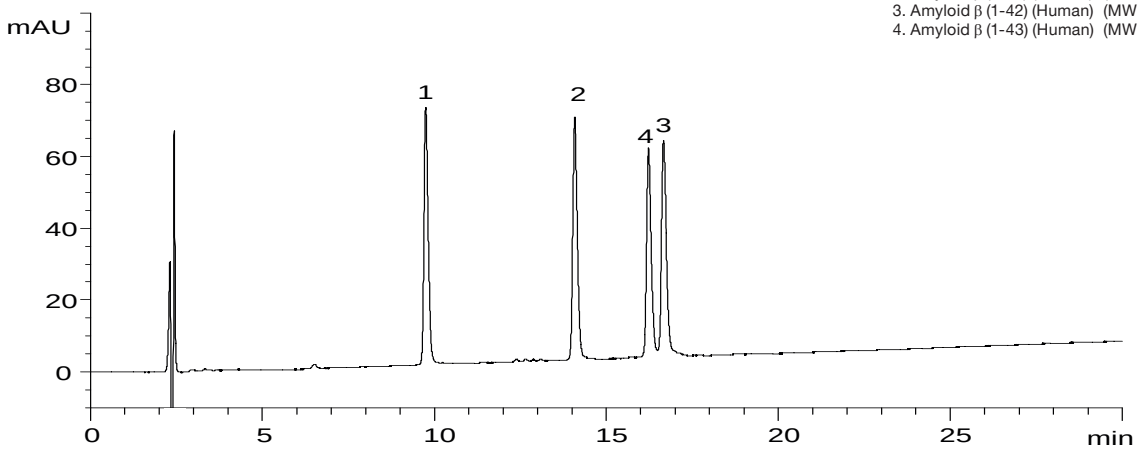

Amyloid β (1-43) : Asp-Ala-Glu-Phe-Arg-His-Asp-Ser-Gly-Tyr-Glu-Val-His-His-Gln-Lys-Leu-Val-Phe-Phe-Ala-Glu-Asp-Val-Gly-Ser-Asn-Lys-Gly-Ala-Ile-Ile-Gly-Leu-Met-Val-Gly-Gly-Val-Val-Ile-Ala-Thr

Column:	YMC-Triart Bio C4 (3 µm, 30 nm) 150 x 3.0 mm ID	Flow rate:	0.4 mL/min
Part No.:	TB30S03-1503PTH	Temperature:	70 °C
Eluent:	A) water/TFA (100/0.1) B) acetonitrile/TFA (100/0.1)	Detection:	UV at 220 nm
		Injection:	4 µL (each 0.1 mg/mL)
Gradient:	25–40%B (0–30 min), 90%B (30–40 min)		

Life Science – Proteins/Peptides

Proteins (MW 5,700 ~ 66,000)

1. Ribonuclease A (Bovine pancreas) (MW 13,700)
2. Cytochrome-C (Horse heart) (MW 12,400)
3. Insulin (Bovine pancreas) (MW 5,700)
4. BSA (MW 66,000)
5. α-Chymotrypsinogen A (Bovine pancreas) (MW 25,700)

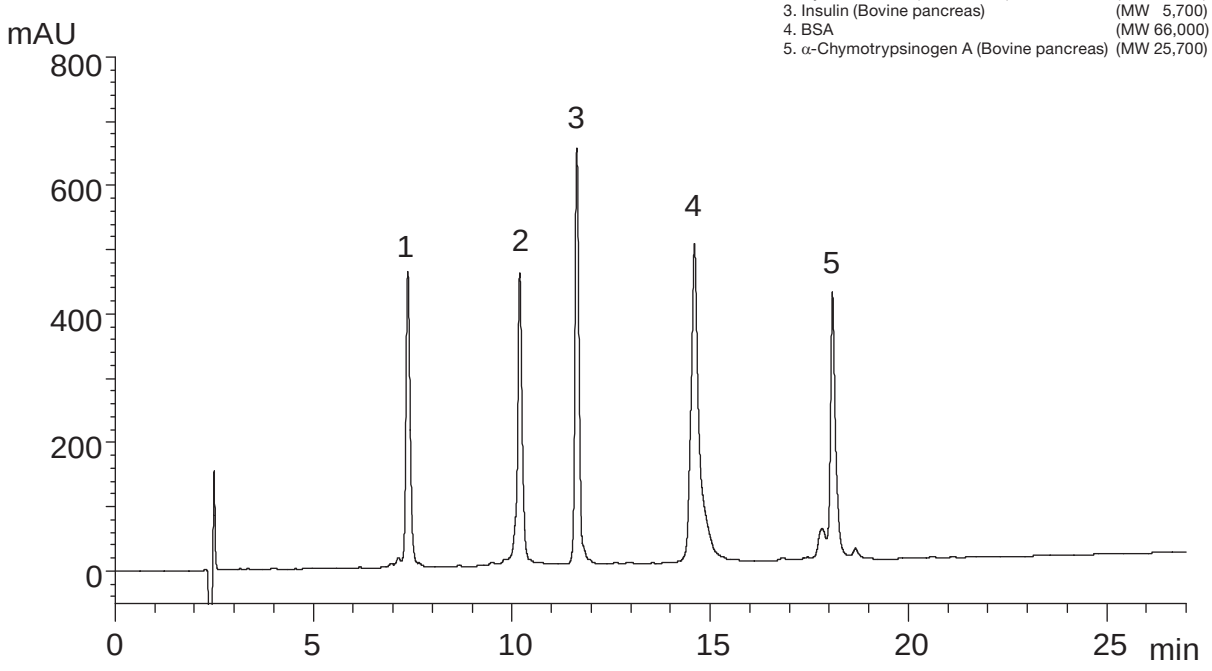

Column:	YMC-Triart Bio C4 (5 µm, 30 nm) 150 x 3.0 mm ID	Flow rate:	0.4 mL/min
Part No.:	TB30S03-1503PTH	Temperature:	70 °C
Eluent:	A) water/TFA (100/0.1) B) acetonitrile/TFA (100/0.1)	Detection:	UV at 220 nm
		Injection:	10 µL (0.25 ~ 0.50 mg/mL)
Gradient:	20–60%B (0–27 min), 90%B (27–35 min)		

Proteins (MW 14,300 ~ 77,000)

1. Lysozyme (Chicken egg white) (MW 14,300)
2. Conalbumin (Chicken egg white) (MW 77,000)
3. β-Lactoglobulin A (Bovine milk) (MW 18,400)
4. Ovalbumin (MW 45,000)

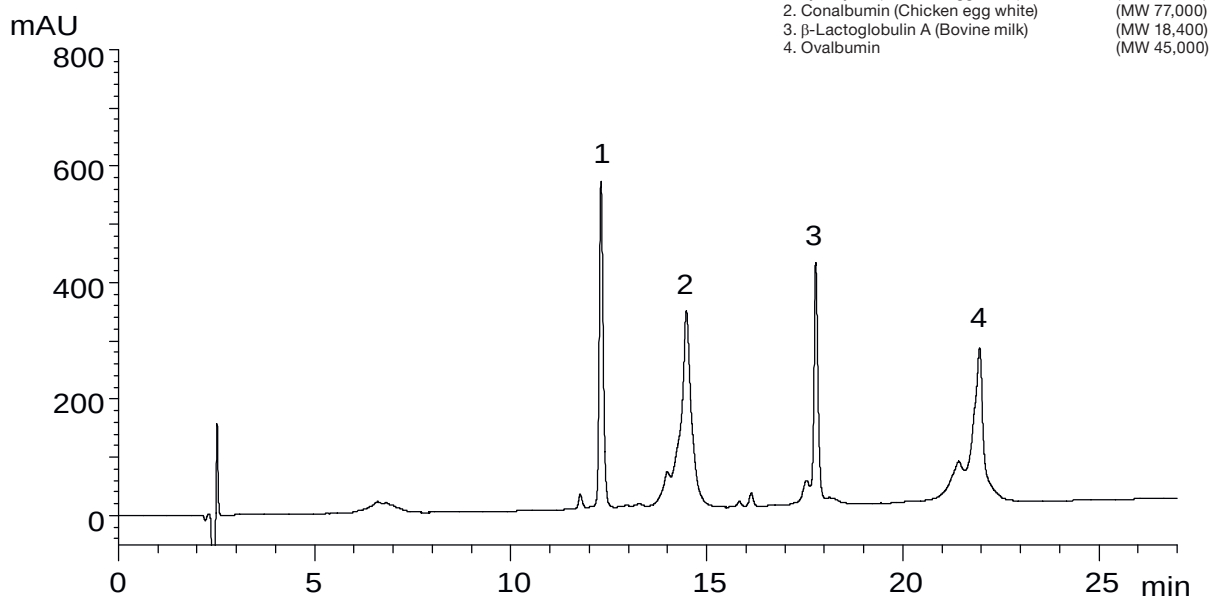

Column:	YMC-Triart Bio C4 (5 µm, 30 nm) 150 x 3.0 mm ID	Flow rate:	0.4 mL/min
Part No.:	TB30S03-1503PTH	Temperature:	70 °C
Eluent:	A) water/TFA (100/0.1) B) acetonitrile/TFA (100/0.1)	Detection:	UV at 220 nm
		Injection:	10 µL (0.25 ~ 0.50 mg/mL)
Gradient:	20–60%B (0–27 min), 90%B (27–35 min)		

Life Science – Proteins/Peptides

Highly efficient RP-HPLC separation of proteins and peptides using high temperature

Mixture A (MW 500–18,400)

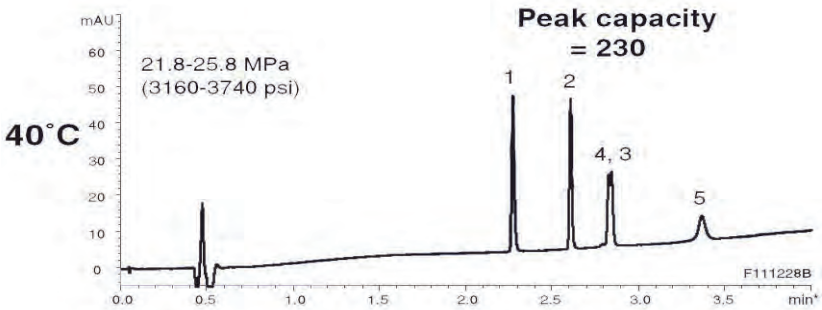

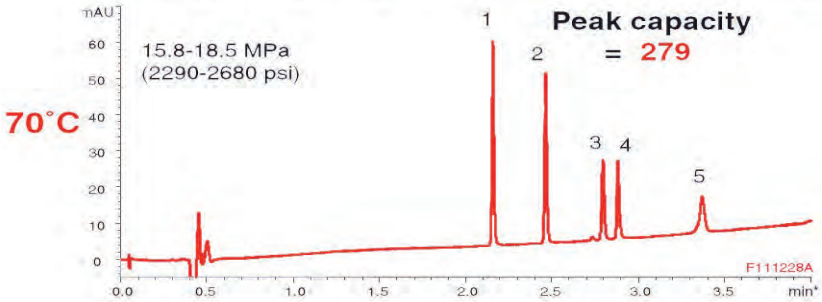

Mixture B (MW 14,300–25,700)

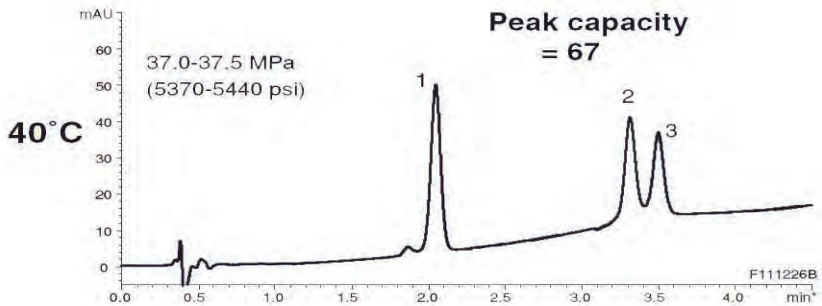

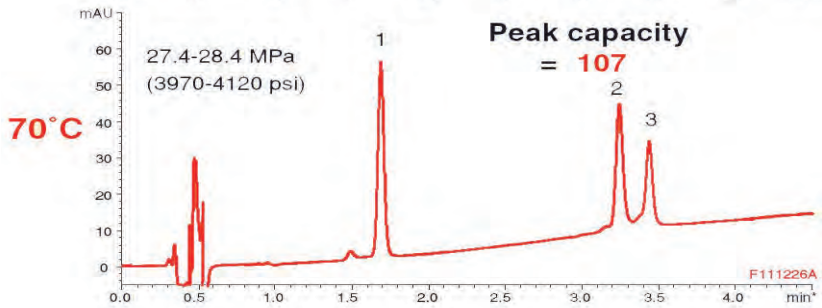

Analytes	MW	Peak width 1/2 (min)	
		40 °C	70 °C
Mixture A			
1. Oxytocin	1,007	0.017	0.014
2. Leu-Enkephalin	556	0.015	0.015
3. β-Endorphin	3,465	–	0.016
4. Insulin	5,733	–	0.015
5. β-Lactoglobulin A	18,400	0.043	0.030
Mixture B			
1. Lysozyme	14,300	0.069	0.044
2. α-Chymotrypsinogen	25,700	0.080	0.049
3. β-Lactoglobulin A	18,400	0.080	0.048

Column: YMC-Triart C18 (1.9 µm, 12 nm) 50 x 2.0 mm ID
Part-No.: TA12SP9-0502PT
Eluent: A) water/TFA (100/0.1)
B) acetonitrile/TFA (100/0.1) - mixture A
B) acetonitrile/2-propanol/TFA (50/50/0.1) - mixture B
Gradient: 10–80%B (0–5 min) - mixture A
30–60%B (0–5 min) - mixture B
Flow rate: 0.4 mL/min
Detection: UV at 220 nm
Injection: 1 µL (50 µg/mL) - condition A
1 µl (250 µg/mL) - condition B
System: Agilent 1200SL

PC (peak capacity) = 1 + (gradient time/peak width*)
*peak width = $2W_{0.5h}$ average

Life Science – Proteins/Peptides

Peptides (MW 556 - 3,465)

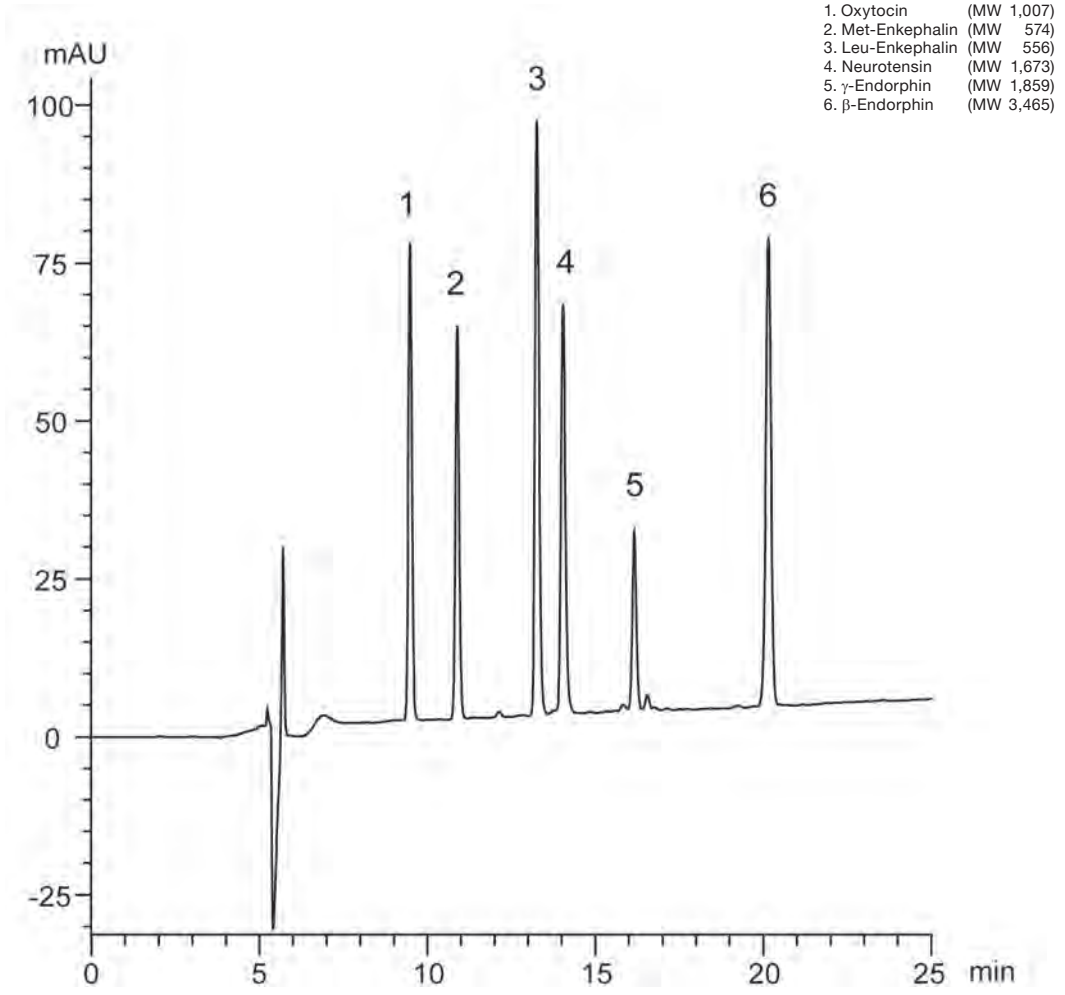

Column:	YMC-Triart C18 (5 µm, 12 nm) 150 x 2.0 mm ID
Part No.:	TA12S05-1502WT
Eluent:	A) water + 0.1% TFA
	B) acetonitrile + 0.1% TFA
Gradient:	20–45%B (0–25 min)
Flow rate:	0.2 mL/min
Temperature:	37 °C
Detection:	UV at 220 nm
Injection:	2 µL (0.075 ~ 0.25 mg/mL)

"Great columns family"

"Excellent column, easy to scale up from 1 mm ID to 2.1 mm ID without any issue. [...]"

Arnold Demailly, Novartis (CH)

Life Science – Proteins/Peptides

Peptide mapping

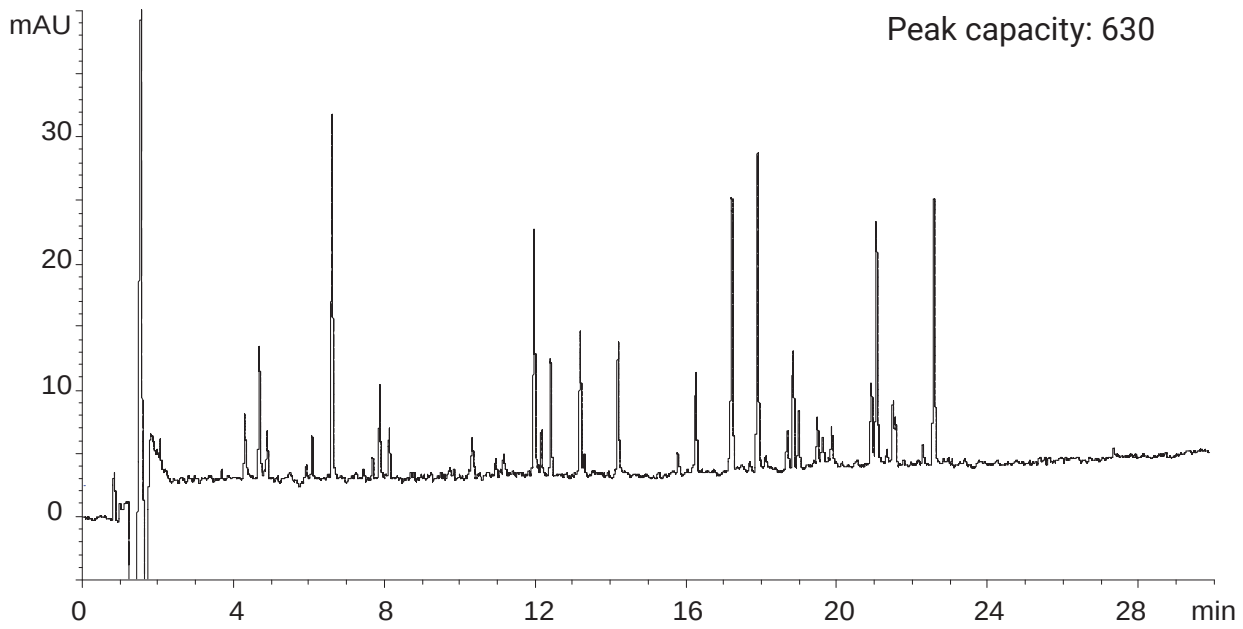

PC (peak capacity) = 1 + (gradient time/peak width*)
*peak width = $2W_{0.5h}$ average

Column:	YMC-Triart C18 (1.9 µm, 12 nm) 200 x 2.0 mm ID (Two coupled 100 x 2.0 mm ID)
Part No.:	TA12SP9-1002PT (2x)
Eluent:	A) water/TFA (100/0.1) B) acetonitrile/TFA (100/0.08)
Gradient:	5–40%B (0–30 min)
Flow rate:	0.4 mL/min
Temperature:	70 °C
Detection:	UV at 220 nm
Injection:	20 µL
Sample:	Triptic digest of Bovine Hemoglobin (2.5 nmol/mL)
Pressure:	58.1–61.6 MPa (8,430–8,930 psi)

Coupling of two YMC-Triart UHPLC columns using the dead volume free MarvelX™ connector.

Life Science – Amino Acids

Hydrophobic amino acids

Standard solution
(1.10 mg/mL L-Valine, 0.92 mg/mL L-Isoleucine, 1.84 mg/mL L-Leucine)

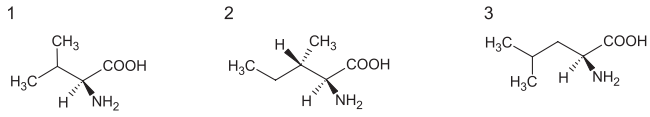

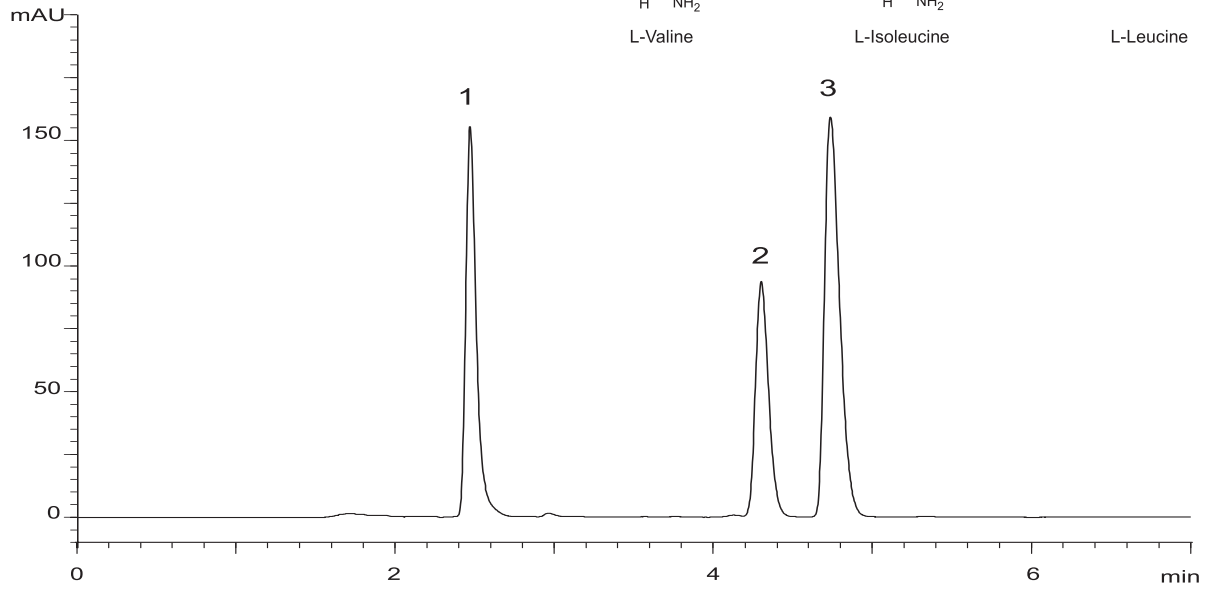

Column:	YMC-Triart C18 (3 µm, 12 nm) 150 x 4.6 mm ID
Part No.:	TA12S03-1546PTH
Eluent:	phosphate buffer (pH 2.8)*/acetonitrile (97/3) (*Dissolve 31.2 g of $NaH_2PO_4 \cdot 2H_2O$ in 1,000 mL of water and adjust pH 2.8 with H_3PO_4)
Flow rate:	0.9 mL/min (adjust the flow rate so that the retention time of L-Valine is about 2.5 min)
Temperature:	40 °C
Detection:	UV at 210 nm
Injection:	20 µL

The Japanese Pharmacopoeia 16th; Identification

Amino acids with 100% aqueous phase

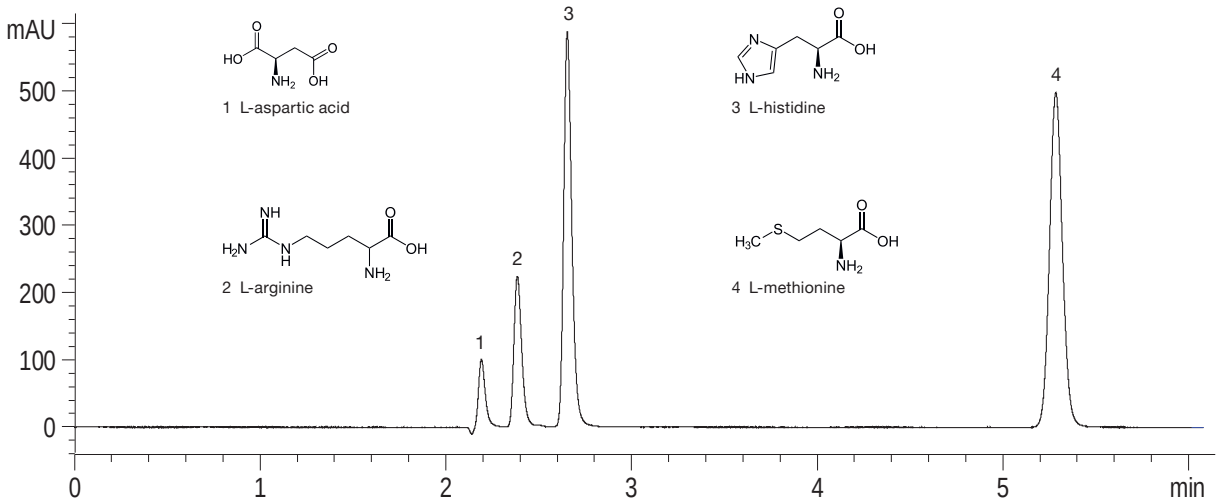

Column:	YMC-Triart C18 (1.9 µm, 12 nm) 150 x 3.0 mm ID
Part No.:	TA12SP9-1503PT
Eluent:	40 mM K_2HPO_4 (pH 7.0)
Flow rate:	0.3 mL/min
Temperature:	20 °C
Detection:	UV at 210 nm
Injection:	2 µL (1 mg/mL)

Life Science – Amino Acids

Free amino acids in HILIC mode

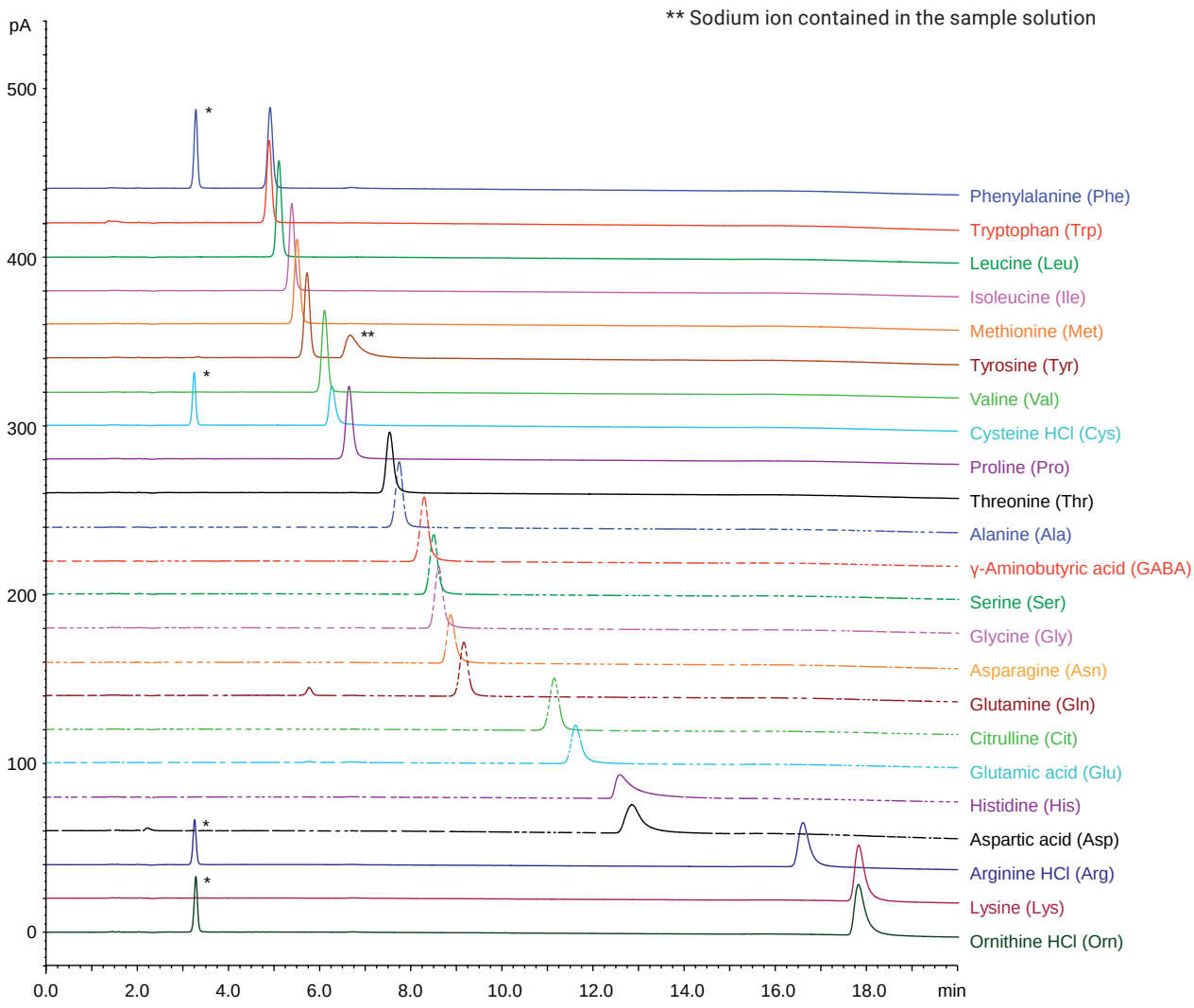

Column:	YMC-Triart Diol-HILIC (5 µm, 12 nm) 150 x 4.6 mm ID
Part No.:	TDH12S05-1546PTH
Eluent:	A) 100 mM HCOOH-$HCOONH_4$ (pH 3.6) B) acetonitrile
Gradient:	83–80%B (0–12 min), 80–68%B (12–20 min)
Flow rate:	1.0 mL/min
Temperature:	40 °C
Detection:	Corona® CAD® (Charged Aerosol Detector)
Injection:	10 µL (0.1 mg/mL)

Corona and CAD are trademarks of Thermo Fisher Scientific.

Life Science – Oligonucleotides

LC-HRMS analysis of the antisense oligonucleotide Mipomersen (Kynamro®)

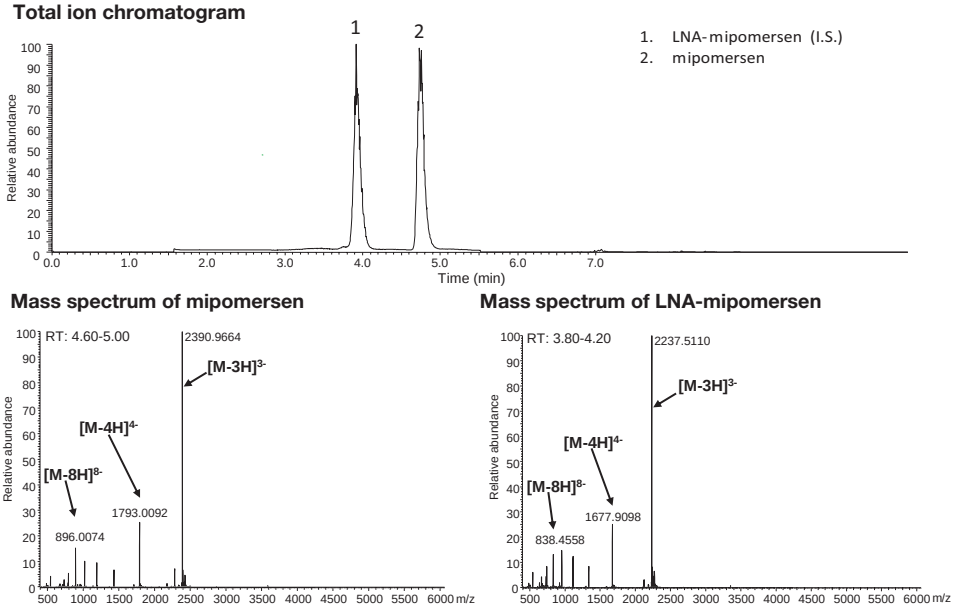

Column:	YMC-Triart C8 **metal-free** (1.9 µm, 12 nm)*1 100 x 2.1 mm ID
Part No.:	TO12SP9-10Q1PTP
Eluent:	A) water/triethylamine/HFIP*2 (100/0.4/2; triethylamine 28.0 mM, HFIP 135.8 mM)
	B) methanol/triethylamine/HFIP (100/0.4/2)
Gradient:	[Sample separation step] 10–40%B (0–5.0 min)
	[Column wash steps] 40–70%B (5.0–5.1 min), 70%B (5.1–7.0 min), 70–10%B (7.0–7.1 min), 10%B (7.1–8.0 min), 10–90%B (8.0–8.1 min), 90%B (8.1–9.0 min), 90–10%B (9.0–9.1 min), 10%B (9.1–10.0 min), 10–90%B (10.0–10.1 min), 90%B (10.1–11.0 min), 90–10%B (11.0–11.1 min)
Flow rate:	0.3 mL/min
Temperature:	50 °C
Injection:	10 µL (1,000 ng/mL)
System :	LC) Vanquish Binary Pump H system HRMS) Orbitrap HRMS Q Exactive Plus

Courtesy of Y. Sun, National Institute of Health Sciences

*1 Prewash the column prior to the first use with water/methanol/phosphoric acid (70/30/0.1) for 1 hour
*2 1,1,1,3,3,3-hexafluoro-2-propanol

Reference: Y. Sun et al, Development of a bioanalytical method for an antisense therapeutic using high-resolution mass spectrometry, Bioanalysis, 2020 NOV 26, doi: 10.4155/bio-2020-0225.

Synthetic oligonucleotides

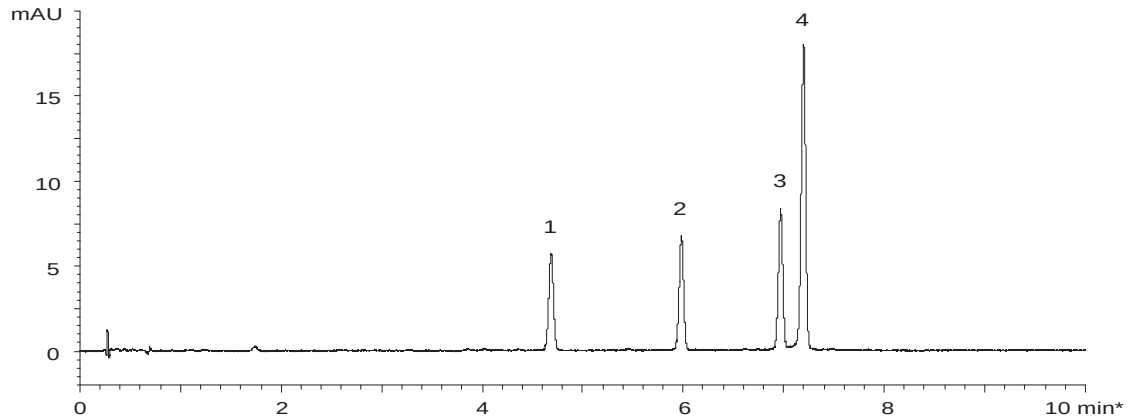

1. 5'-CAC UGA AUA CCA AU-3' (14mer)
2. 5'-UCA CAC UGA AUA CCA AU-3' (17mer)
3. 5'-UCA UCA CAC UGA AUA CCA AU-3' (20mer)
4. 5'-GUC AUC ACA CUG AAU ACC AAU-3' (21mer)

Column:	YMC-Triart C18 (1.9 µm, 12 nm) 50 x 2.1 mm ID
Part No.:	TA12SP9-05Q1PT
Eluent:	A) 200 mM HFIP*-8 mM triethylamine
	B) methanol
Gradient:	10–20%B (0–10 min)
Flow rate:	0.42 mL/min
Temperature:	65 °C
Detection:	UV at 260 nm
Injection:	1 µL (2–4 nmol/mL)

Courtesy of M. Yamada, SHIMADZU CORPORATION (JP)

*hexafluoroisopropanol

Life Science – Oligonucleotides

Challenging phosphorothioate oligonucleotides

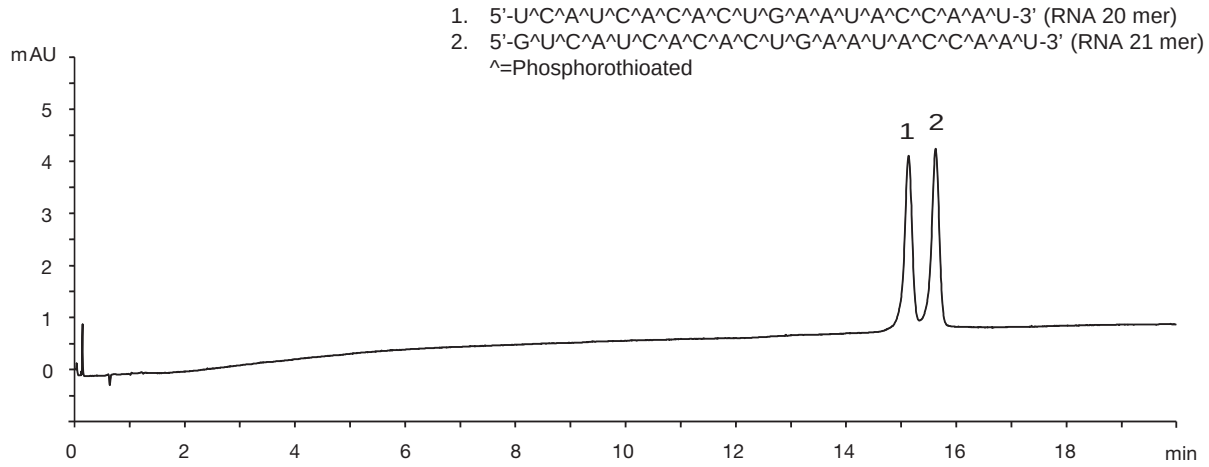

Column:	YMC-Triart C8 **metal-free** (1.9 µm, 12 nm) 100 x 2.1 mm ID	Flow rate:	0.42 mL/min
Part no.:	TO12SP9-10Q1PTP	Temperature:	70 °C
Eluent:	A) 15 mM triethylamine-400 mM HFIP*	Detection:	UV at 260 nm
	B) methanol	Injection:	1 µL (each 1.25 nmol/mL)
Gradient:	10–20%B (0–20 min)		

*1,1,1,3,3,3-hexafluoro-2-propanol

Effect of mobile phase and column temperature on separation of siRNA duplex

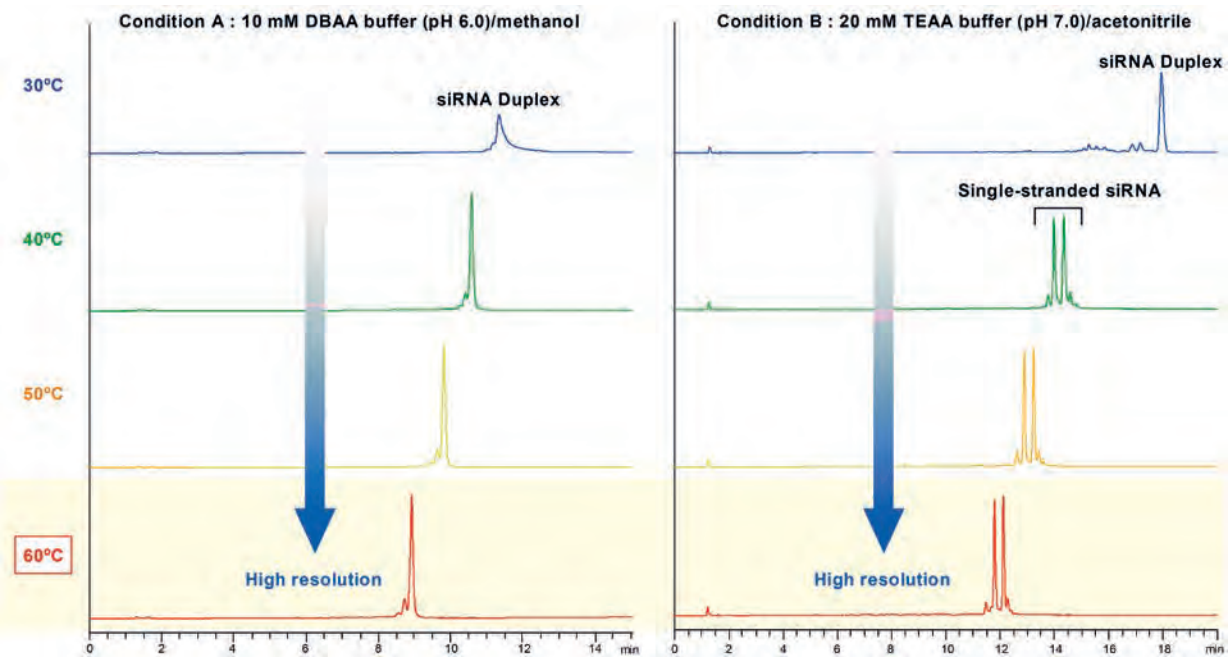

Crude synthetic siRNA duplex (19 bp): 5'-CGU ACG CGG AAU ACU UCG AdTdT-3'
3'-dTdTGCA UGC GCC UUA UGA AGC U-5'

Column:	YMC-Triart C18 (1.9 µm, 12 nm) 100 x 2.0 mm ID	**Condition A** Eluent:	A) 10 mM di-n-butylamine-acetic acid (pH 6.0)
Part No.:	TA12SP9-1002PT		B) methanol
Flow rate:	0.2 mL/min	Gradient:	35–60%B (0–15 min)
Detection:	UV at 269 nm	**Condition B** Eluent:	A) 20 mM triethylamine-acetic acid (pH 7.0)
Injection:	1 µL (5 nmol/mL)		B) acetonitrile
System:	Agilent 1290	Gradient:	5–12%B (0–20 min)

YMC-Triart "AQ" | YMC-Triart C18 for polar compounds

Problem with conventional C18 columns

Aqueous conditions deteriorate column performance

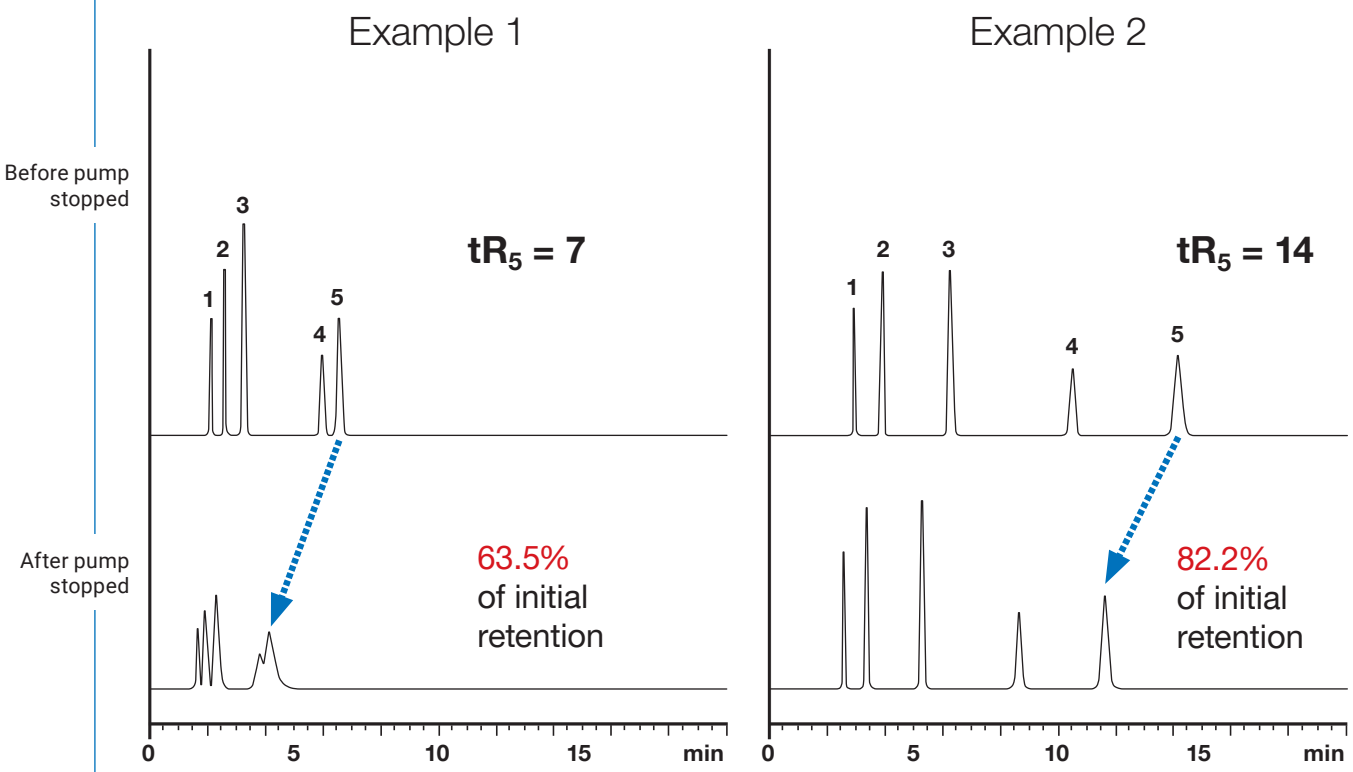

Column:	5 µm, 150 x 4.6 mm ID XBridge C18 (Example 1) and Atlantis T3 (Example 2)
Eluent:	20 mM KH_2PO_4-K_2HPO_4 (pH 6.9)
Flow rate:	1.0 mL/min
Temperature:	37°C
Detection:	UV at 254 nm

Why?

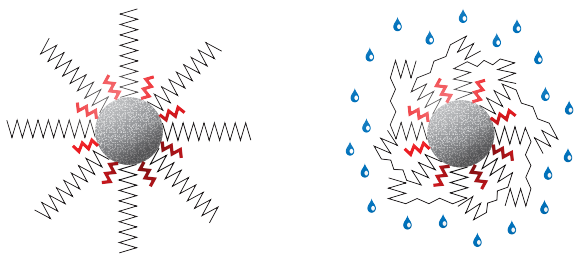

Image of C18 surface hydration

The columns used for applications involving 100% aqueous buffers provide shorter retention times after the flow was stopped between analyses.
This behaviour is caused by poor hydration of the phase. Polar compounds cannot easily distribute between the mobile phase and the stationary phase.

YMC-Triart "AQ" | YMC-Triart C18 for polar compounds

Solution with YMC-Triart C18: Reproducible and stable performance!

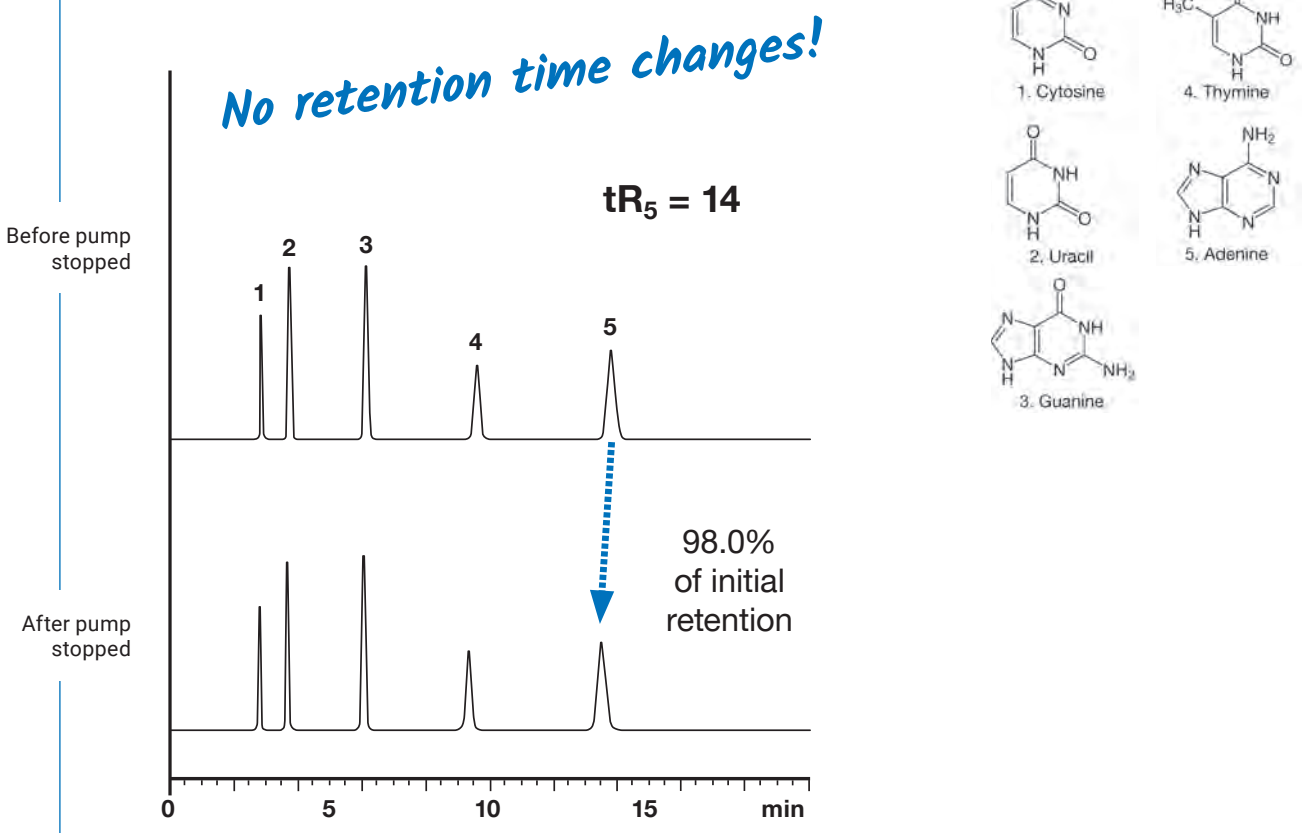

Column:	YMC-Triart C18 (5 µm, 12 nm) 150 x 4.6 mm ID
Part No.:	TA12S05-1546PTH
Eluent:	20 mM KH_2PO_4-K_2HPO_4 (pH 6.9)
Flow rate:	1.0 mL/min
Temperature:	37 °C
Detection:	UV at 254 nm

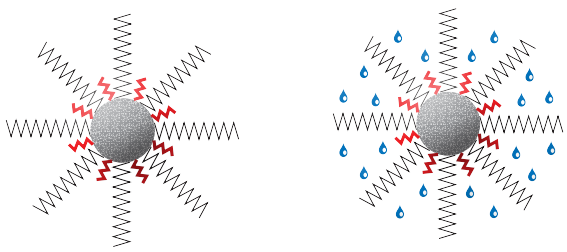

Image of C18 surface hydration

When YMC-Triart C18 columns are used for applications involving 100% aqueous buffers, the retention times are unchanged after the flow was stopped between analyses.
This is due to the improved hydration of the phase. Polar compounds can easily distribute between the mobile phase and the stationary phase.

YMC-Triart "AQ" | YMC-Triart C18 for polar compounds

From the inventors of AQ-columns: YMC-Triart C18 "validated" for AQ-conditions!

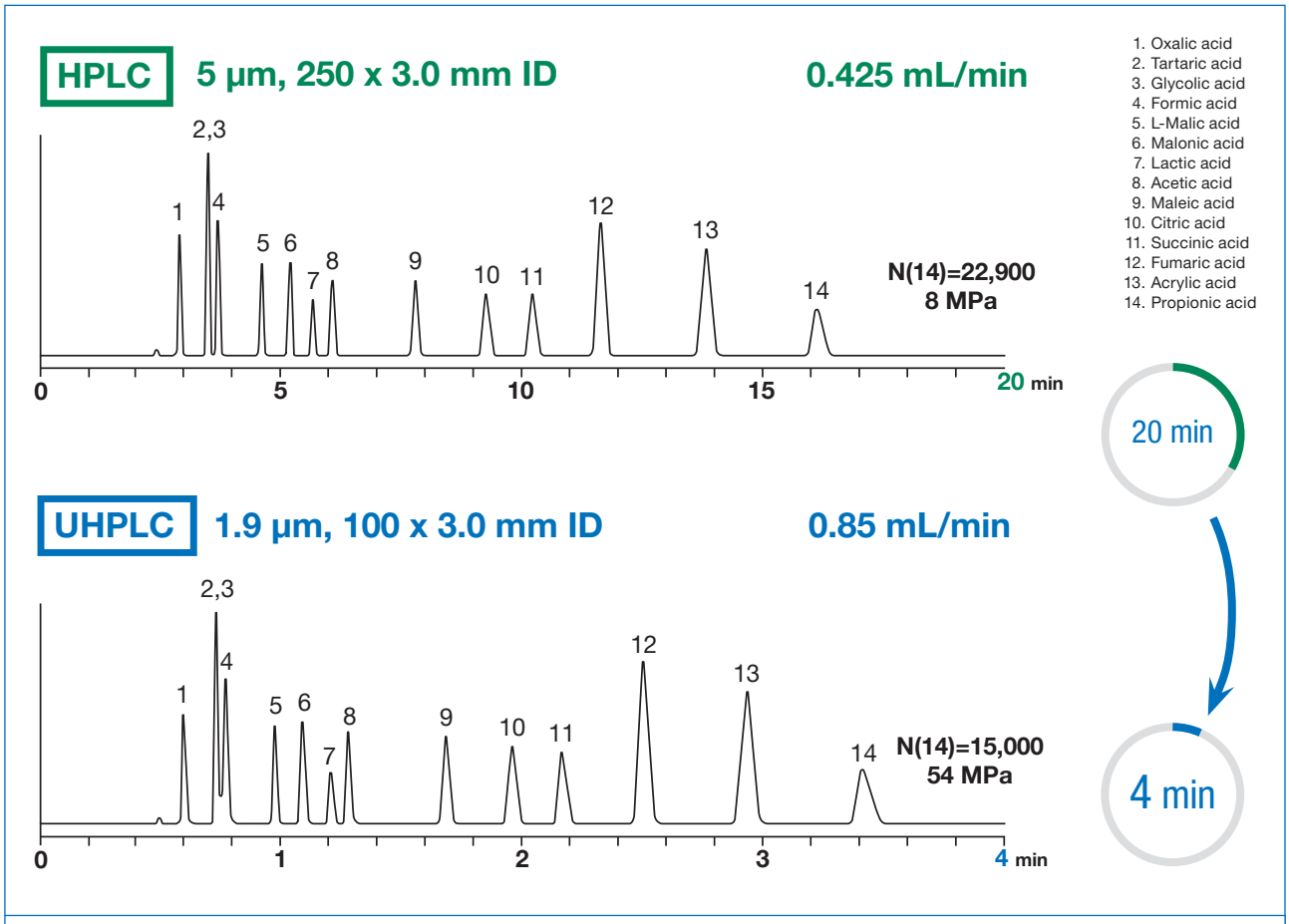

Column: YMC-Triart C18
Part Nos.: TA12S05-2503WT/TA12SP9-1003PT
Eluent: 20 mM H_3PO_4
Flow rate: 0.425 mL/min
Temperature: 37 °C
Detection: UV at 220 nm

100% aqueous conditions!

Stable under harsh conditions: pH 1–12 and temperature up to 90 °C.

Stable retention times with 100% aqueous eluents!

Reproducible results day-after-day, column-to-column and lab-to-lab!

YMC-Triart "AQ" | YMC-Triart C18 for polar compounds

Proven reliability

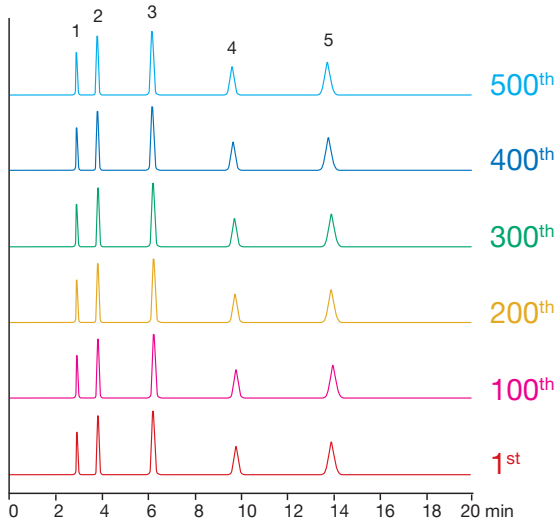

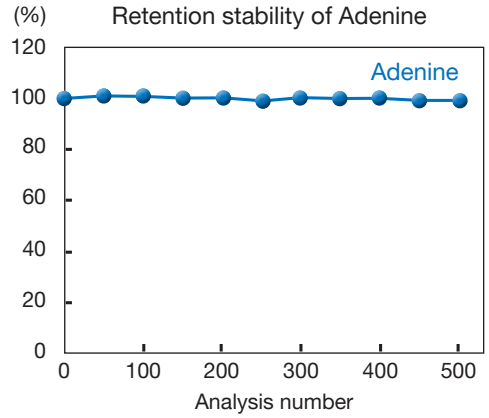

Column:	YMC-Triart C18 (5 µm, 12 nm) 150 x 3.0 mm ID	Temperature:	37°C
Part No.:	TA12S05-1503PTH	Detection:	UV at 254 nm
Eluent:	20 mM KH_2PO_4-K_2HPO_4 (pH 6.9)	Sample:	1. Cytosine 2. Uracil 3. Guanine 4. Thymine 5. Adenine
Flow rate:	0.425 mL/min		

No change is found in the separation parameters including retention times, even after 500 injections when using YMC-Triart C18.

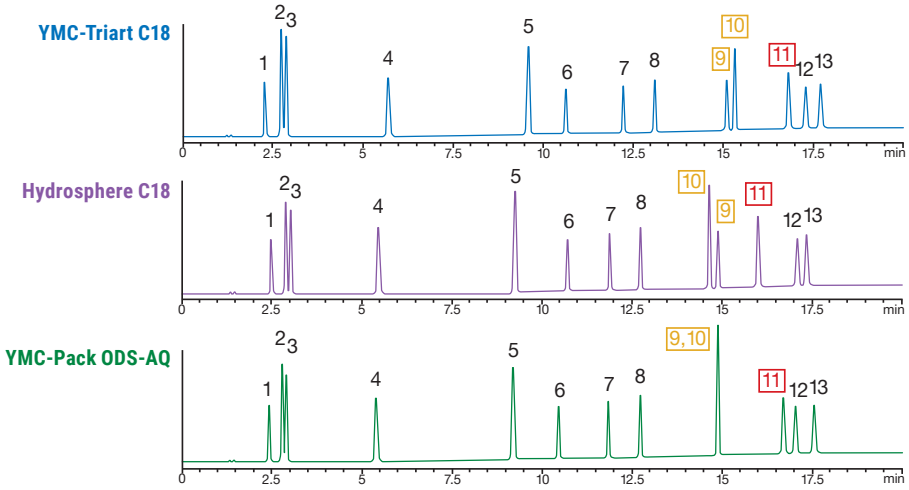

1. L-Ascorbic acid 2-glucoside
2. L-Ascorbic acid (Vitamin C)
3. D-Isoascorbic acid
4. Nicotinic acid (Vitamin B_3)
5. Nicotinamide
6. D-(+)-Pantothenic acid calcium salt (Vitamin B_5)
7. Pyridoxal hydrochloride (Vitamin B_6)
8. Pyridoxine hydrochloride (Vitamin B_6)
9. Folic acid (Vitamin B_9)
10. Thiamine hydrochloride (Vitamin B_1)
11. Cyanocobalamin (Vitamin B_{12})
12. D-Biotin (Vitamin B_7)
13. Riboflavin (Vitamin B_2)

Column:	3 µm, 150 x 3.0 mm ID		B) 20 mM KH_2PO_4-H_3PO_4 (pH 2.8)/acetonitrile (80/20) containing 5 mM $CH_3(CH_2)_5SO_3Na$
Part Nos.:	TA12S03-1503PTH HS12S03-1503WT AQ12S03-1503WT	Gradient:	0%B (0–3 min), 0–75%B (3–13 min), 75%B (13–20 min)
Eluent:	A) 20 mM KH_2PO_4-H_3PO_4 (pH 2.8) containing 5 mM $CH_3(CH_2)_5SO_3Na$	Flow rate:	0.425 mL/min
		Temperature:	40 °C
		Detection:	210 nm
		Injection:	2 µL (0.01~0.1 mg/mL)

Retention behaviour of water-soluble vitamins on three YMC ODS phases which can be used with 100% aqueous mobile phases is compared. The retention times and peak elution order for folic acid (peak 9), thiamine hydrochloride (peak 10) and cyanocobalamin (peak 11) are different for the three phases due to the balance of hydrophobicity and hydrogen bonding capacity differing between the three phases.

HILIC

Great stability and reproducibility at high pH

Stability at high pH (pH 11, 50 °C)*

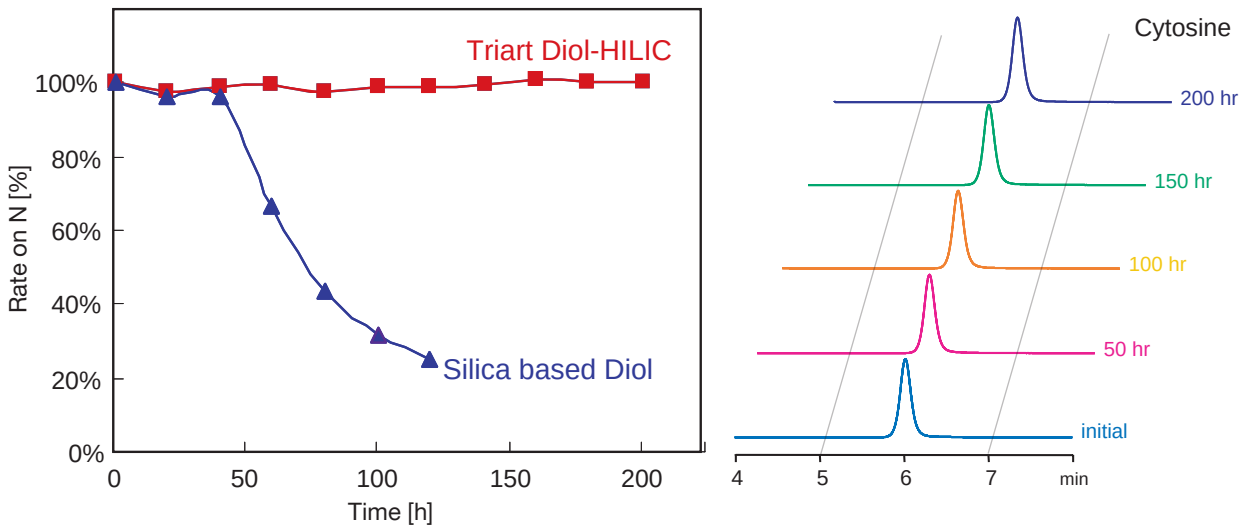

* pH ≤ 10 is recommended for regular use

Column:	5 µm, 150 x 4.6 mm ID
Part No.:	TDH12S05-1546PTH
Eluent:	acetonitrile/water/NH_3 (90/10/0.1) pH 11.3
Flow rate:	1.0 mL/min
Temperature:	50 °C
Sample:	Cytosine

YMC-Triart Diol-HILIC offers highly reproducible separations even at high pH and high temperature. The lifetime of YMC-Triart Diol-HILIC is much longer than that of conventional silica-based Diol columns.

Nucleosides and bases

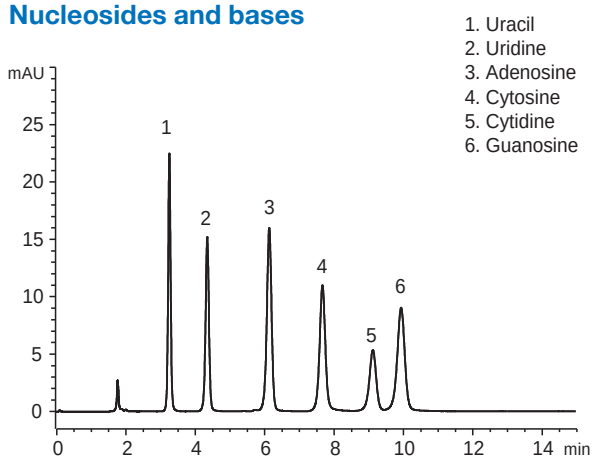

Column:	YMC-Triart Diol-HILIC (5 µm, 12 nm) 150 x 3.0 mm ID
Part No.:	TDH12S05-1503PTH
Eluent:	100 mM CH_3COONH_4/acetonitrile (10/90)
Flow rate:	0.425 mL/min
Temperature:	30 °C
Detection:	UV at 254 nm
Injection:	2 µL (5 ~ 10 µg/mL)

Diabetes drugs

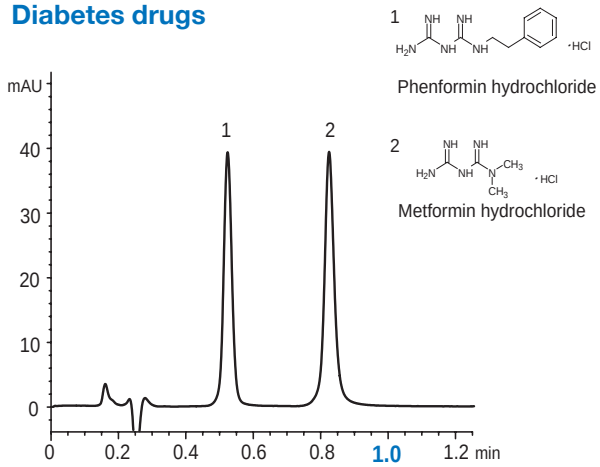

Column:	YMC-Triart Diol-HILIC (1.9 µm, 12 nm) 50 x 2.0 mm ID
Part No.:	TDH12SP9-0502PT
Eluent:	100 mM HCOOH-$HCOONH_4$ (pH 3.7)/acetonitrile (10/90)
Flow rate:	0.8 mL/min
Temperature:	25 °C
Detection:	UV at 235 nm
Injection:	2 µL (10 µg/mL)

Water soluble vitamins

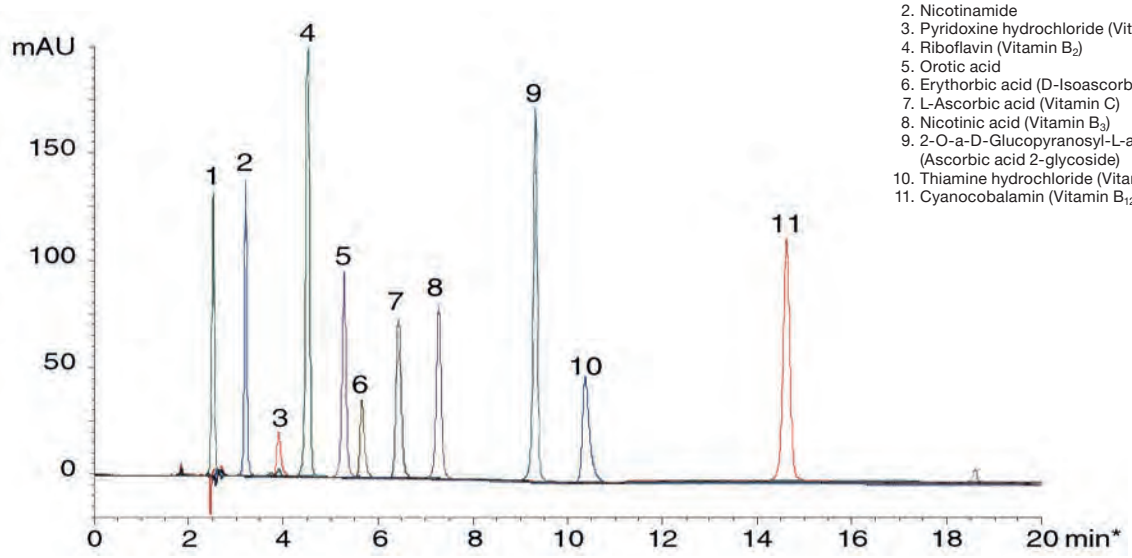

1. Caffeine
2. Nicotinamide
3. Pyridoxine hydrochloride (Vitamin B_6)
4. Riboflavin (Vitamin B_2)
5. Orotic acid
6. Erythorbic acid (D-Isoascorbic acid)
7. L-Ascorbic acid (Vitamin C)
8. Nicotinic acid (Vitamin B_3)
9. 2-O-a-D-Glucopyranosyl-L-ascorbid acid (Ascorbic acid 2-glycoside)
10. Thiamine hydrochloride (Vitamin B_1)
11. Cyanocobalamin (Vitamin B_{12})

Column:	YMC-Triart Diol-HILIC (5 µm, 12 nm) 150 x 3.0 mm ID
Part No.:	TDH12S05-1503PTH
Eluent:	A) acetonitrile/200 mM HCOOH-$HCOONH_4$ (pH 3.6)/water (90/5/5) B) acetonitrile/200 mM HCOOH-$HCOONH_4$ (pH 3.6)/water (50/5/45)
Gradient:	0–75%B (0–20 min)
Flow rate:	0.425 mL/min
Temperature:	40 °C
Detection:	UV at 254 nm
Injection:	4 µL (50 µg/mL)

Polar and hydrophilic compounds

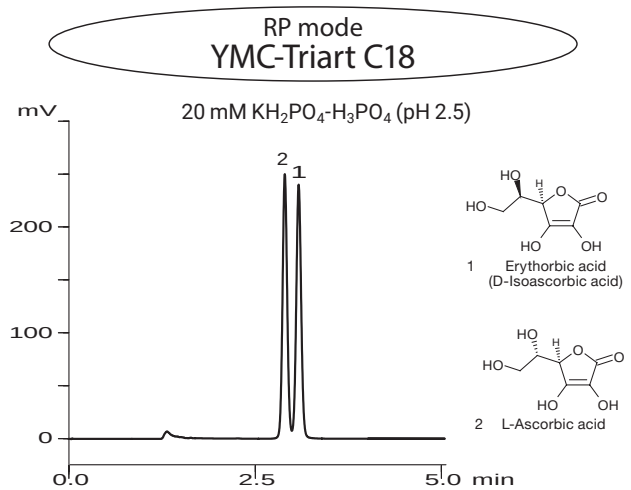

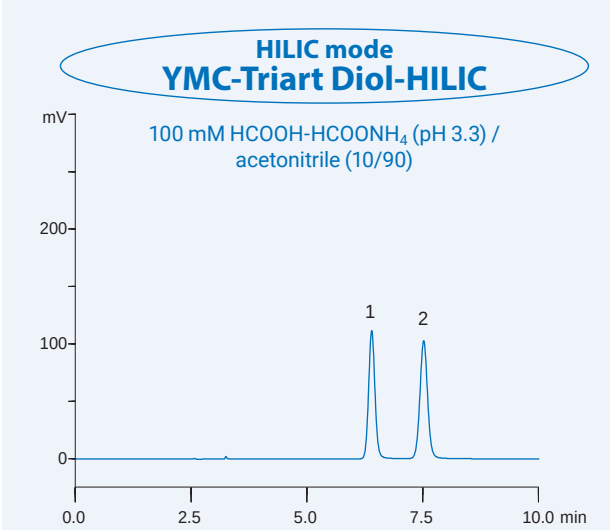

Column:	5 µm, 150 x 3.0 mm ID
Part No.:	TDH12S05-1503PTH
Flow rate:	0.425 mL/min
Temperature:	40 °C
Detection:	UV at 254 nm
Injection:	4 µL (0.05 mg/mL)

YMC-Triart C18 (RP) shows very weak retention and poor resolution of L-ascorbic acid and its stereoisomer (erythorbic acid) even if 100% aqueous mobile phase is used. However, YMC-Triart Diol-HILIC shows strong retention and good resolution of these compounds with mobile phase containing 90% organic solvent.

SFC

SFC compatibility certified by an independent institute!

Phases for Supercritical Fluid Chromatography

YMC-Triart Diol | YMC-Triart PFP | YMC-Triart C18 | YMC-Triart SIL

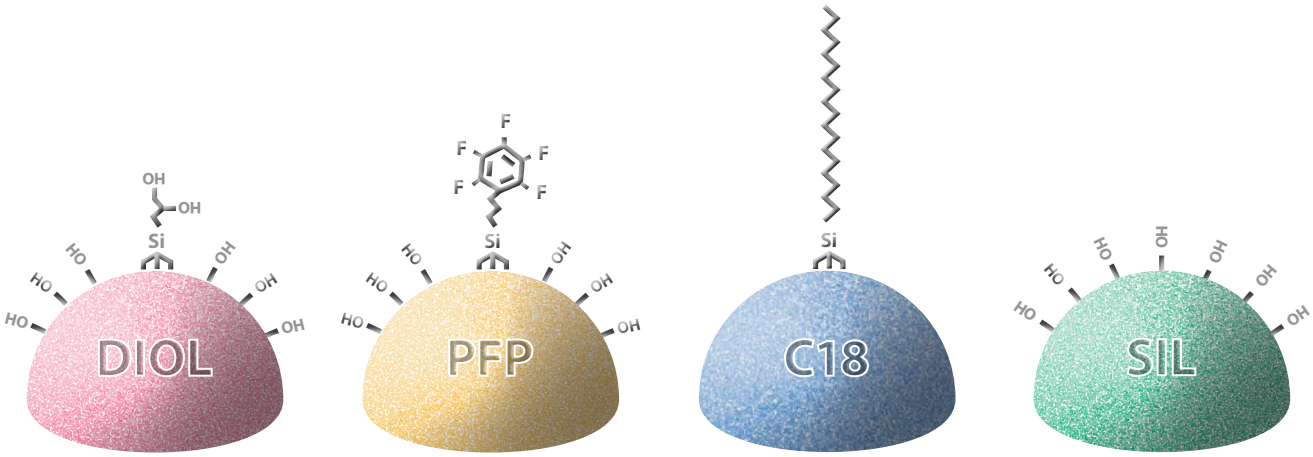

Specification YMC-Triart

	Diol	PFP	C18	SIL
Base	organic/inorganic hybrid silica			
Stationary phase	Diol (USP L20)	Pentafluorophenyl (USP L43)	C18 (USP L1)	Unmodified
Particle size	1.9, 3 and 5 µm			3 and 5 µm
Pore size	12 nm			
Specific surface	360 m^2/g			
Carbon content	–	15%	20%	–
Bonding	trifunctional	trifunctional	trifunctional	–
Endcapping	none	none	multi-stage	–
pH range	2 ~ 10	1 ~ 8	1 ~ 12	–
Temperature range	50 °C	50 °C	pH < 7: 90 °C pH > 7: 50 °C	50 °C
Pressure limit	1.9 µm: 100 MPa (15,000 psi) 3/5 µm: 45 MPa (6,525 psi)			
SFC compatibility	100% SFC compatible hardware*			

*Statement is available to confirm the usability in SFC mode!

SFC columns by YMC

Further, optionally SFC dedicated columns with 5 µm are available: Alcyon SFC Triart. Alcyon SFC columns are specifically packed in a SFC dedicated hardware. The stationary phase used in Alcyon SFC columns is identical to that used in the corresponding YMC-Triart LC columns. The selection of phases, particle sizes and dimensions are limited compared to the LC column hardware.

Rapid analysis of vitamin D3 and related substances in nutritional products

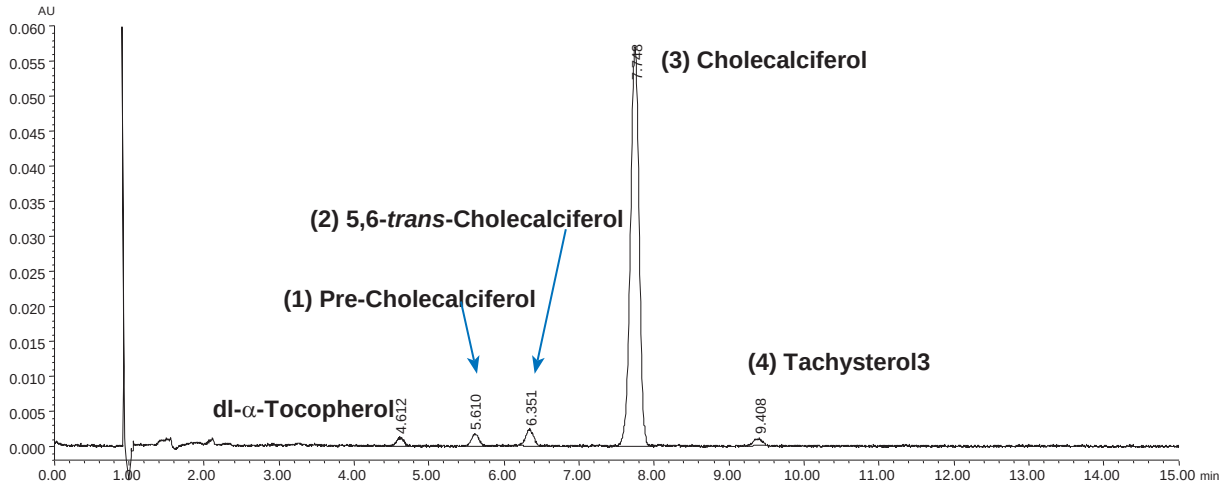

Column: YMC-Triart Diol (3 µm, 12 nm) 250 x 4.6 mm ID
Part No.: TDH12S03-2546PTHB
Mobile phase: CO_2/ethanol (96/4)
Flow rate: 3.0 mL/min
Temperature: 40 °C
Detection: UV at 254 nm
Back pressure: 10.3 MPa (2,000 psi)
System: UPC²

Trade quality and stressed samples used were supplied by DSM Nutritional Products, Site Sisseln (CH)

Quick separation of phenols

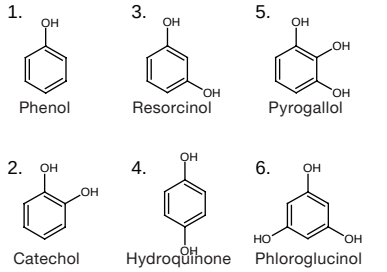

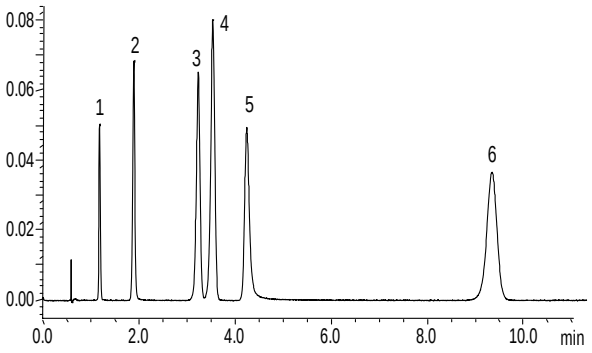

Column: YMC-Triart Diol (5 µm, 12 nm) 250 x 4.6 mm ID
Part No.: TDH12S05-2546PTHB
Eluent: CO_2/methanol (88/12)
Flow rate: 3.0 mL/min
Temperature: 30 °C
Detection: UV at 230 nm
Back pressure: 10.3 MPa (2,000 psi)

Purin alkaloids

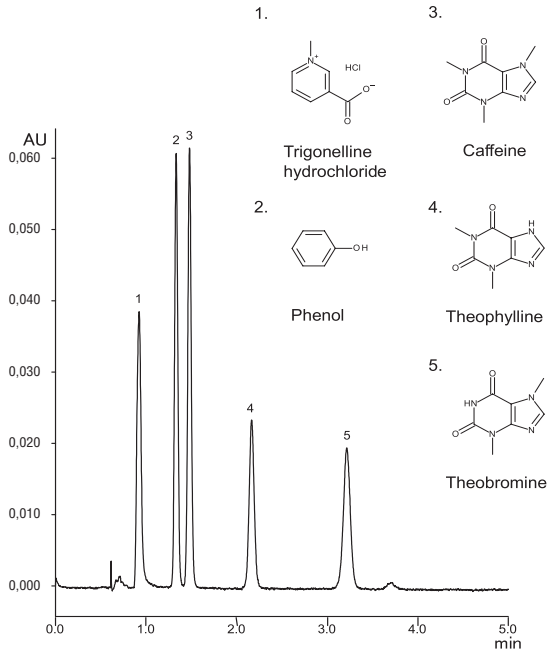

Column: YMC-Triart Diol (5 µm, 12 nm) 150 x 4.6 mm ID
Part No.: TDH12S05-1546PTHB
Eluent: CO_2/methanol (90/10)
Flow rate: 3.0 mL/min
Temperature: 40 °C
Detection: UV at 230 nm
Back pressure: 13.8 MPa (2,000 psi)
Injection: 5 µL (0.085 ~ 5.7 mg/mL)

SFC

Steroids using different modifiers

1.

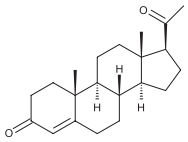

Progesterone

2.

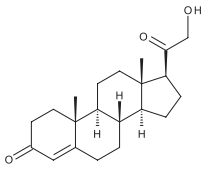

Deoxycorticosterone

3.

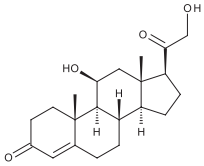

Corticosterone

4.

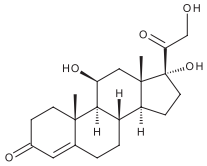

Hydrocortisone

Methanol

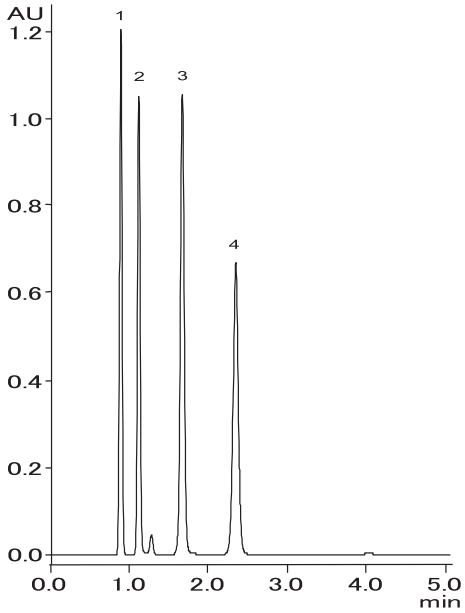

Ethanol

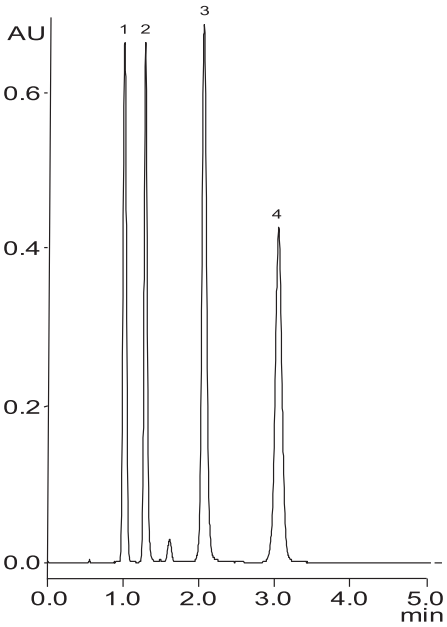

Isopropanol

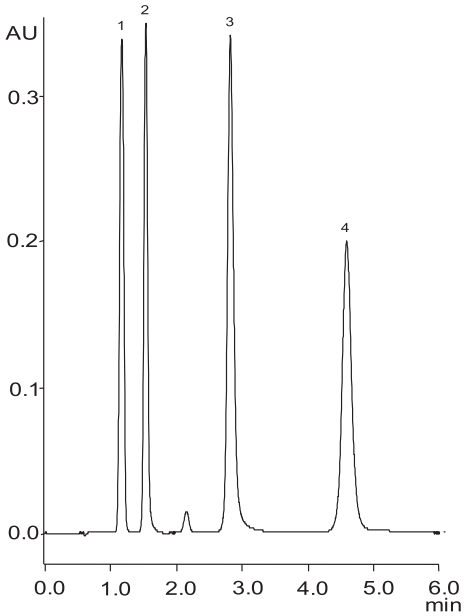

Column: YMC-Triart Diol (5 µm, 12 nm) 150 x 4.6 mm ID
Part No.: TDH12S05-1546PTHB
Eluent: CO_2/alcohol (80/20)
Flow rate: 3.0 mL/min
Temperature: 40 °C
Detection: UV at 254 nm
Back pressure: 13.8 MPa (2,000 psi)
Injection: 5 µL (0.8 mg/mL)

Androgens

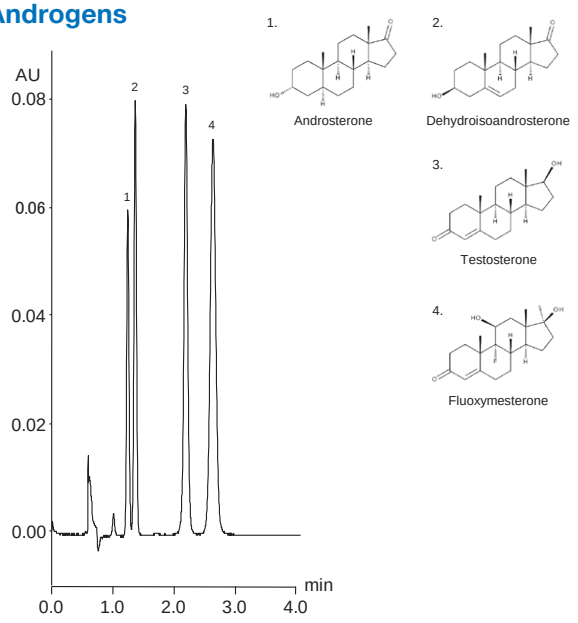

Column:	YMC-Triart PFP (5 µm, 12 nm) 150 x 4.6 mm ID
Part No.:	TPF12S05-1546PTH
Eluent:	CO_2/ethanol (90/10)
Flow rate:	3.0 mL/min
Temperature:	40 °C
Detection:	UV at 254 nm
Back pressure:	13.8 MPa (2,000 psi)
Injection:	5 µL (0.56 mg/mL ~ 6.7 mg/mL)

Ingredients in a cough/cold medication

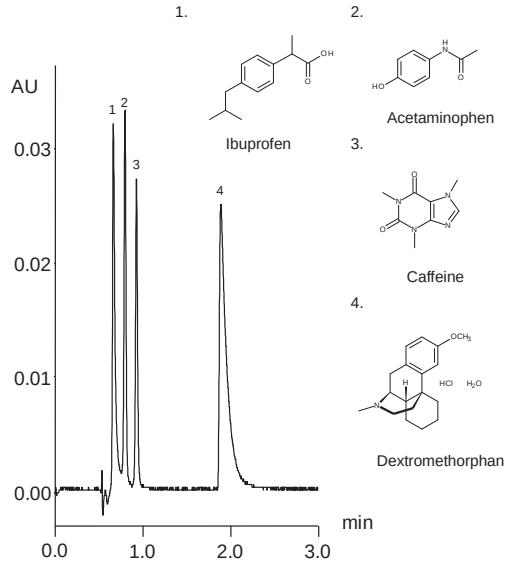

Column:	YMC-Triart PFP (5 µm, 12 nm) 150 x 4.6 mm ID
Part No.:	TPF12S05-1546PTH
Eluent:	CO_2/methanol containing 0.1% diethylamine (80/20)
Flow rate:	3.0 mL/min
Temperature:	40 °C
Detection:	UV at 254 nm
Back pressure:	13.8 MPa (2,000 psi)
Injection:	1 µL (0.044mg/mL ~ 5.32 mg/mL)

Androgens

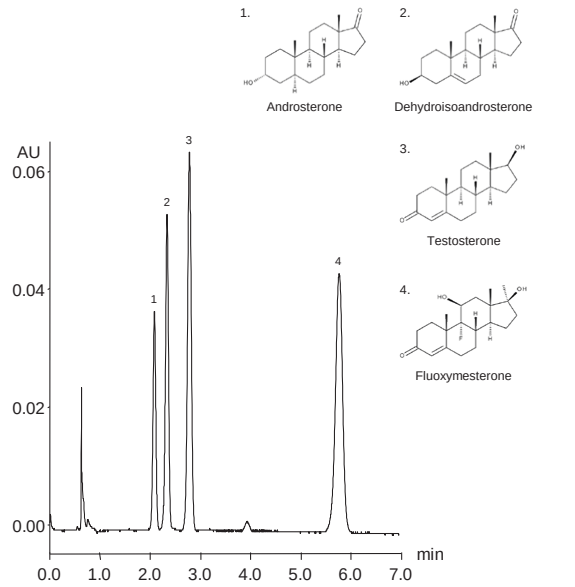

Column:	YMC-Triart Diol (5 µm, 12 nm) 150 x 4.6 mm ID
Part No.:	TDH12S05-1546PTHB
Eluent:	CO_2/methanol (90/10)
Flow rate:	3.0 mL/min
Temperature:	40 °C
Detection:	UV at 254 nm
Back pressure:	13.8 MPa (2,000 psi)
Injection:	5 µL (0.56 ~ 6.7 mg/mL)

Polyaromatic hydrocarbons

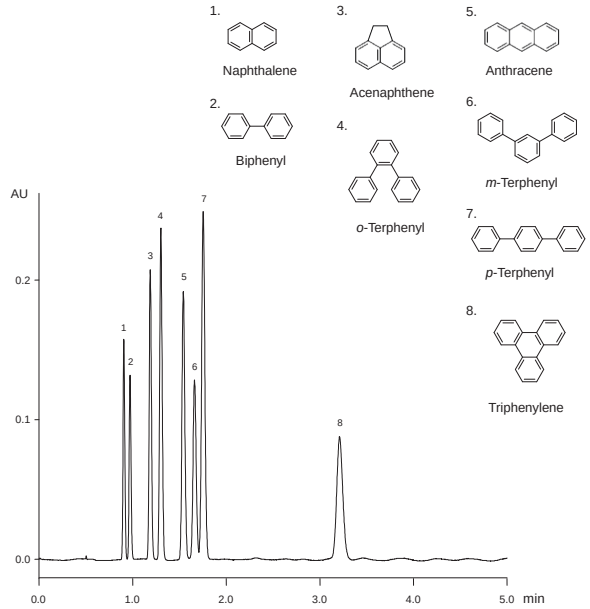

Column:	YMC-Triart C18 (5 µm, 12 nm) 150 x 4.6 mm ID
Part No.:	TA12S05-1546PTH
Eluent:	CO_2/methanol (95/5)
Flow rate:	3.0 mL/min
Temperature:	40 °C
Detection:	UV at 254 nm
Back pressure:	13.8 MPa (2,000 psi)
Injection:	2 µL (0.03 ~ 1.0 mg/mL)

QC Data – Low back pressure

YMC-Triart: Improved quality of particles

Uniform spherical particles

YMC-Triart



XBridge HILIC



by courtesy of YMC Co., Ltd.

The uniform spherical particle support is used for all YMC-Triart phases. The particles are produced using micro-reactor technology for the granulation process. This results in reduction of the backpressure and leads to more reproducibility in surface modification.

Low column backpressure

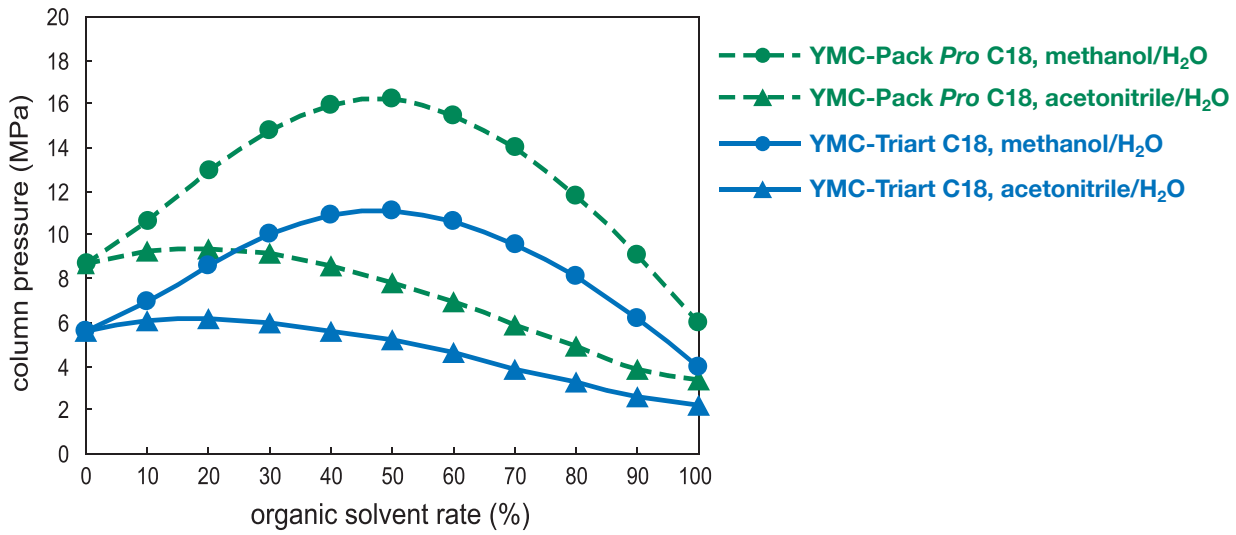

Column: YMC-Triart C18 (5 µm, 12 nm) 150 x 4.6 mm ID
Part No.: TA12S05-1546PTH
Eluent: acetonitrile/water or methanol/water
Flow rate: 1.0 mL/min
Temperature: 25 °C

The revolutionary production technique, adapted from micro-reactor flow technology, produces a silica/organic hybrid stationary phase, with outstanding narrow pore size and particle size distributions which result in low back pressures. YMC-Triart is designed for use under a wide range of conditions. Elution with higher viscosity methanol (compared with acetonitrile), YMC-Triart generates lower pressure (approx. 30% lower than with conventional phases).

QC Data – Excellent reproducibility

Batch-to-batch reproducibility

Excellent reproducibility of YMC-Triart phases is available even for the analysis of basic and coordination compounds which normally exhibit tailing and adsorption effects.

Basic compounds

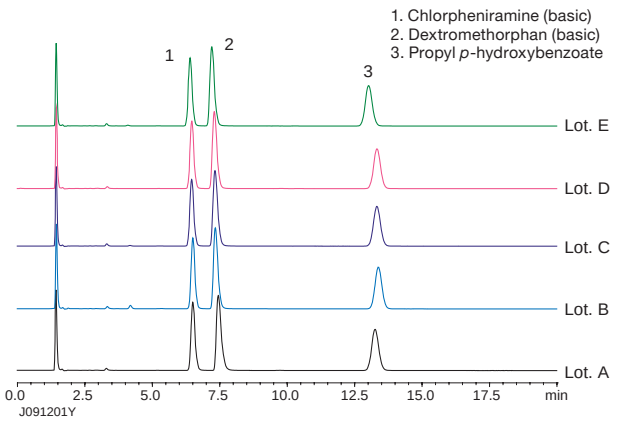

Column: YMC-Triart C18 (5 µm, 12 nm) 150 x 3.0 mm ID
Part No.: TA12S05-1503PTH
Eluent: 20 mM KH_2PO_4 (pH 6.9)/acetonitrile (65/35)
Flow rate: 0.425 mL/min
Temperature: 40 °C
Detection: UV at 235 nm

Coordinating compounds

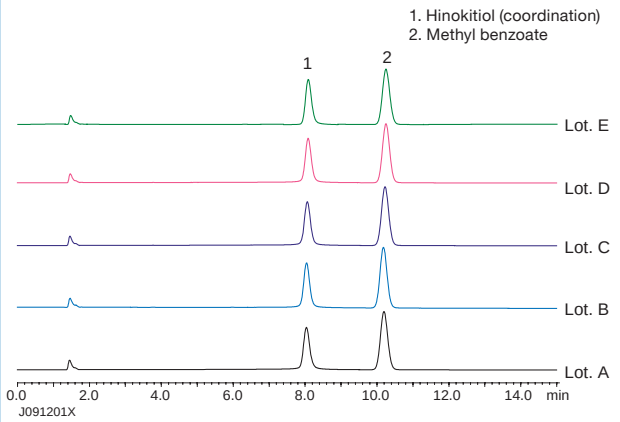

Column: YMC-Triart C18 (5 µm, 12 nm) 150 x 3.0 mm ID
Part No.: TA12S05-1503PTH
Eluent: acetonitrile/0.1% H_3PO_4 (40/60)
Flow rate: 0.425 mL/min
Temperature: 40 °C
Detection: UV at 254 nm

The reproducibility of packed columns is shown below in terms of theoretical plate number (N) and tailing factor (Tf). YMC-Triart packed columns exhibit a very narrow range of variation.

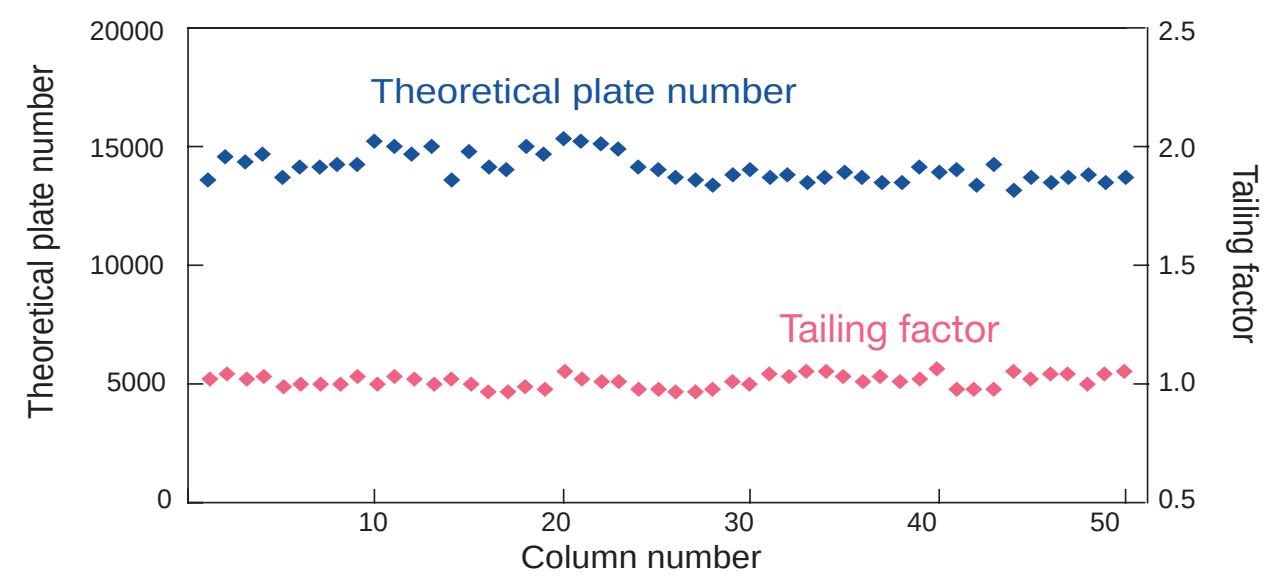

Column: YMC-Triart C18 (5 µm, 12 nm) 150 x 4.6 mm ID
Part No.: TA12S05-1546PTH
Eluent: acetonitrile/water (40/60)
Flow rate: 1.0 mL/min
Temperature: ambient
Sample: butyl benzoate

QC Data – High loadability

Narrow pore distribution

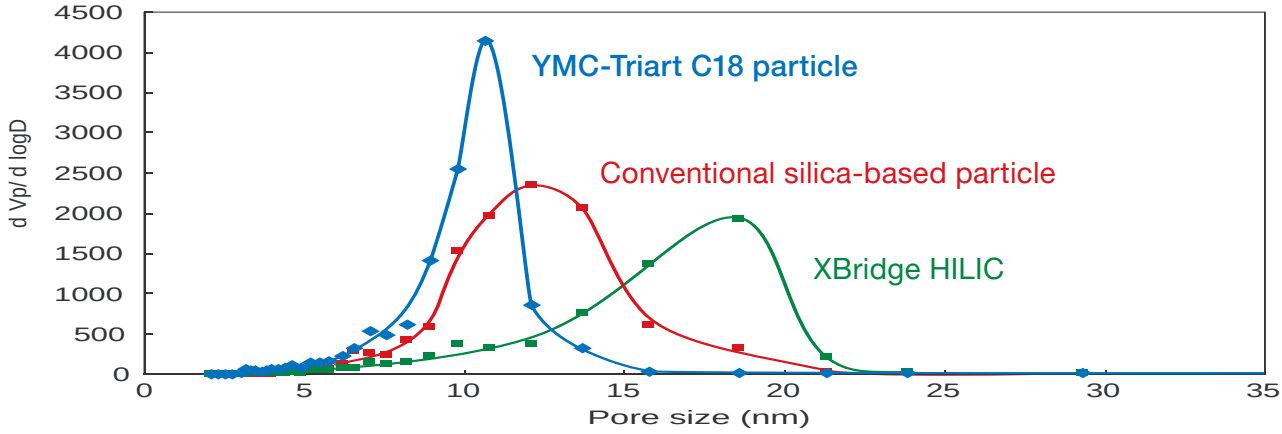

This figure shows the pore size distributions of some competitive material. Comparing the pore size distributions shows that YMC-Triart has a narrower distribution which results in sharper peak shapes.

Improved loadability

Influence of injection volume on peak shapes

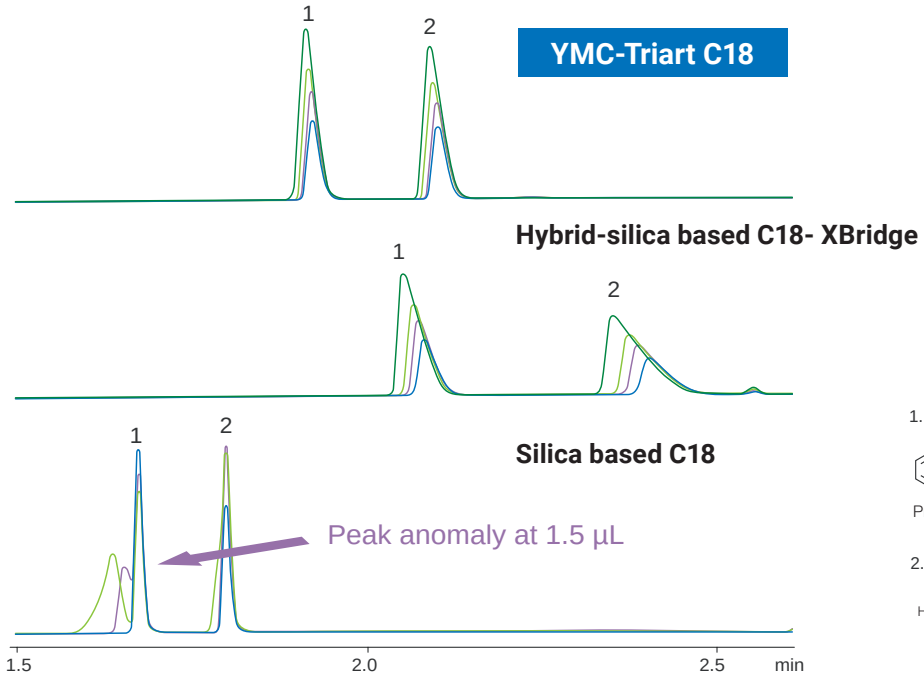

solvent for sample
acetonitrile

injection volume
1.0 µL
1.5 µL
2.0 µL
3.0 µL

1.

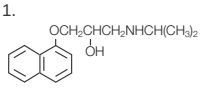

Propranolol (50 µg/mL)

2.

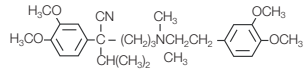

Verapamil (50 µg/mL)

Column:	5 µm, 50 x 2.0 or 2.1 mm ID
Part No.:	TA12S05-0502WT
Eluent:	A) water + 0.1% formic acid
	B) acetonitrile + 0.1% formic acid
Gradient:	5%B (0–0.5 min), 5–100%B (0.5–2.5 min)
Flow rate:	0.4 mL/min
Temperature:	40 °C
Detection:	UV at 275 nm

In order to prevent peak errors, there is a limit to the injection volume when a sample is injected in high elution solvents (such as 100% acetonitrile). Compared with traditional columns, more than double the injection volume can be injected into YMC-Triart columns as a result of the extremely narrow particle size distribution.

QC Data – Efficient endcapping

Multi-stage endcapping

After bonding the alkyl chain, there are highly reactive and less reactive silanols on the surface. In traditional bonding processes, these are reacted with a single endcapping-compound in one step.
However, the highly reactive silanols can be hydrolysed easily which contributes to the poor stability. The less reactive silanols are hard to endcap which results in poor resolution due to peak tailing. YMC-Triart phases use an innovation in endcapping called "multi-stage endcapping" for its surface modification process.

By using a number of compounds with different reactivities in successive steps, all silanols can be capped to the maximum extent.

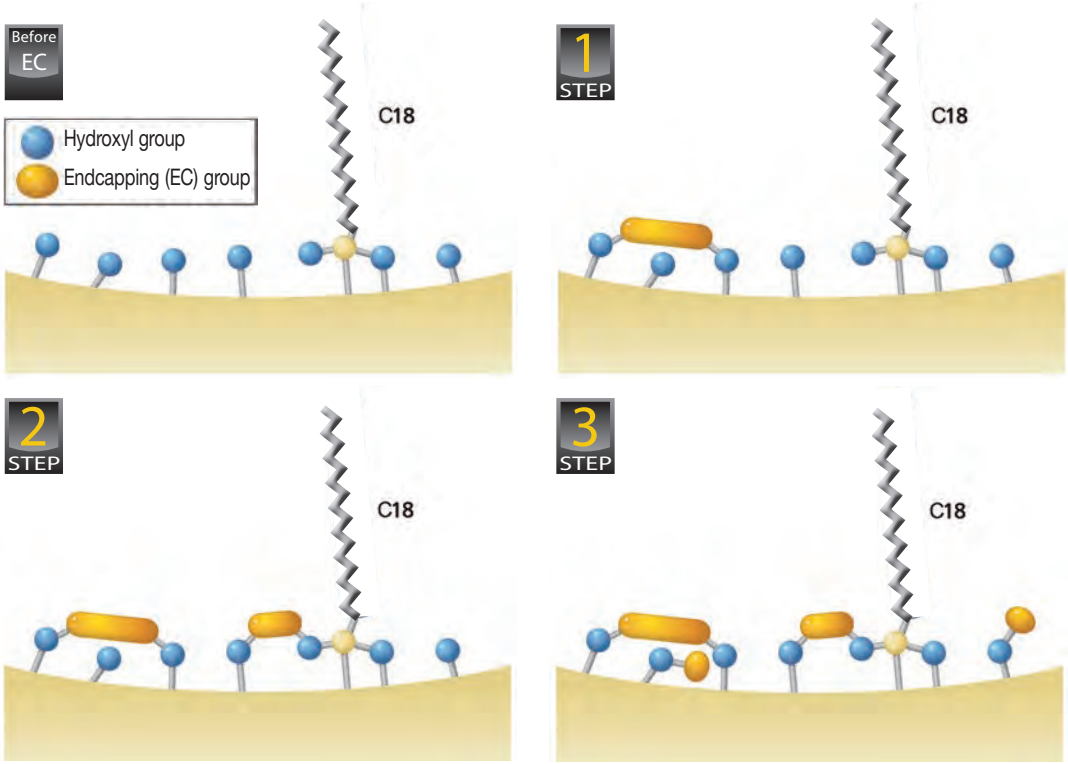

The chromatographic result of a "good" endcapping is demonstrated:

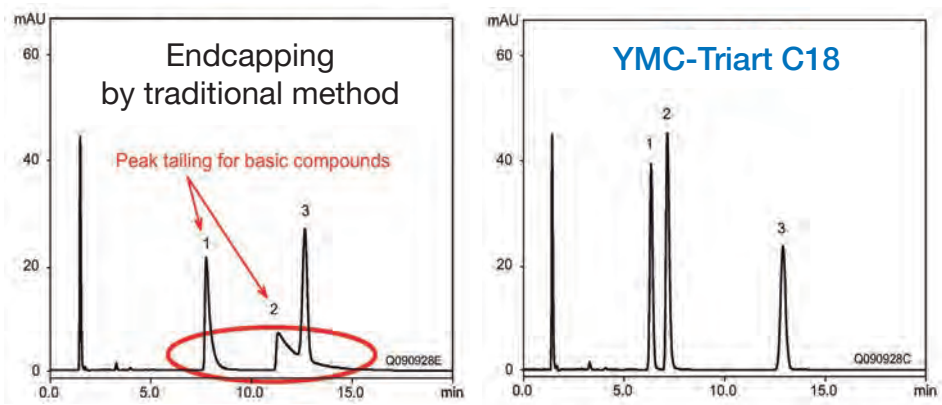

Ingredients in cough/cold medication:

1. Chlorpheniramine
2. Dextromethorphan
3. Propyl *p*-hydroxybenzoate

Column:	5 µm, 150 x 3.0 mm ID
Part No.:	TA12S05-1503PTH
Eluent:	20 mM KH_2PO_4-K_2HPO_4 (pH 6.9)/acetonitrile (65/35)
Flow rate:	0.425 mL/min
Temperature:	40 °C
Detection:	UV at 235 nm

QC Data – Symmetric peaks

Basic compounds

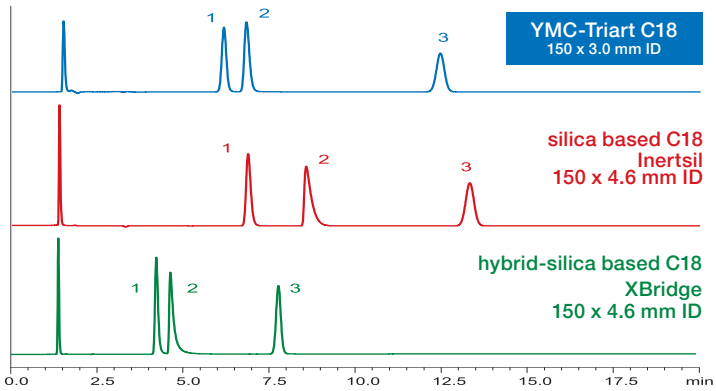

Ingredients in a cough/cold medication

1. Chlorpheniramine
2. Dextromethorphan
3. Propyl *p*-hydroxybenzoate

excellent peak shape

Column:	5 µm, 150 x 3.0 or 150 x 4.6 mm ID
Part No.:	TA12S05-1503PTH
Eluent:	20 mM KH_2PO_4-K_2HPO_4 (pH 6.9)/acetonitrile (65/35)
Flow rate:	0.425 mL/min for 3.0 mm ID 1.0 mL/min for 4.6 mm ID
Temperature:	40 °C
Detection:	UV at 235 nm

The innovative surface modification technology results in excellent peak shapes even for basic compounds that often exhibit peak tailing with conventional silica- and hybrid silica-based reversed phase columns.

Acidic compounds

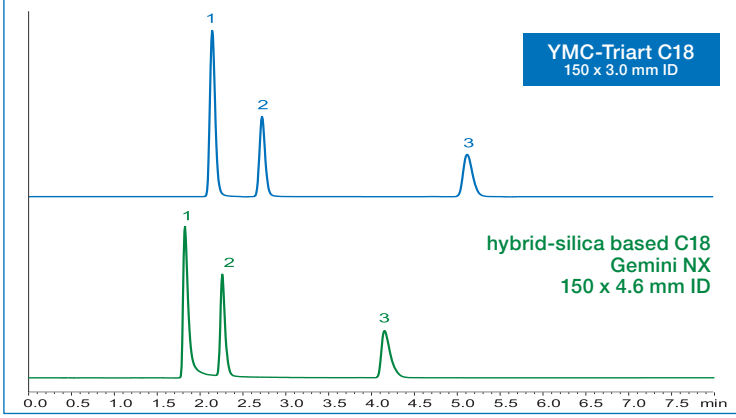

Organic acid

1. Formic acid
2. Acetic acid
3. Propionic acid

Column:	5 µm, 150 x 3.0 or 150 x 4.6 mm ID
Part No.:	TA12S05-1503PTH
Eluent:	methanol/water + 0.1% H_3PO_4 (5/95)
Flow rate:	0.425 mL/min for 3.0 mm ID 1.0 mL/min for 4.6 mm ID
Temperature:	37 °C
Detection:	UV at 210 nm

YMC-Triart phases are synthesised using methodology adapted from micro-reactor technology. This technique ensures a reduction of impurities that contribute to peak tailing during the analysis of some types of acidic compounds.

Coordinating compounds

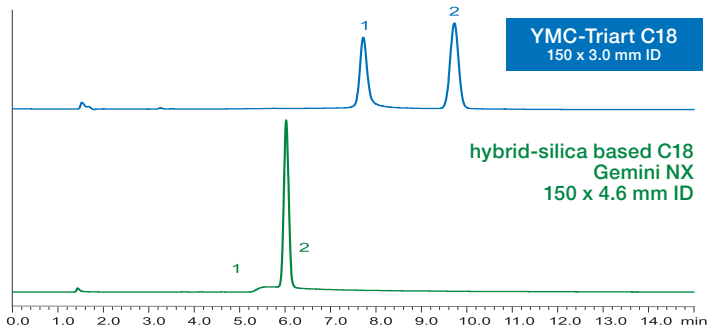

Hinokitiol

1. Hinokitiol
2. Methyl benzoate

low metal impurities

Column:	5 µm, 150 x 3.0 or 150 x 4.6 mm ID
Part No.:	TA12S05-1503PTH
Eluent:	acetonitrile/water + 0.1% H_3PO_4 (40/60)
Flow rate:	0.425 mL/min for 3.0 mm ID 1.0 mL/min for 4.6 mm ID
Temperature:	40 °C
Detection:	UV at 254 nm

YMC-Triart phases have an extremely low level of metal impurities, much lower than conventional products, ensuring excellent peak shape for coordination compounds.

QC Data – Base deactivation

Peak shape comparison of basic compound clemastine

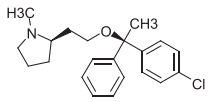

Clemastine

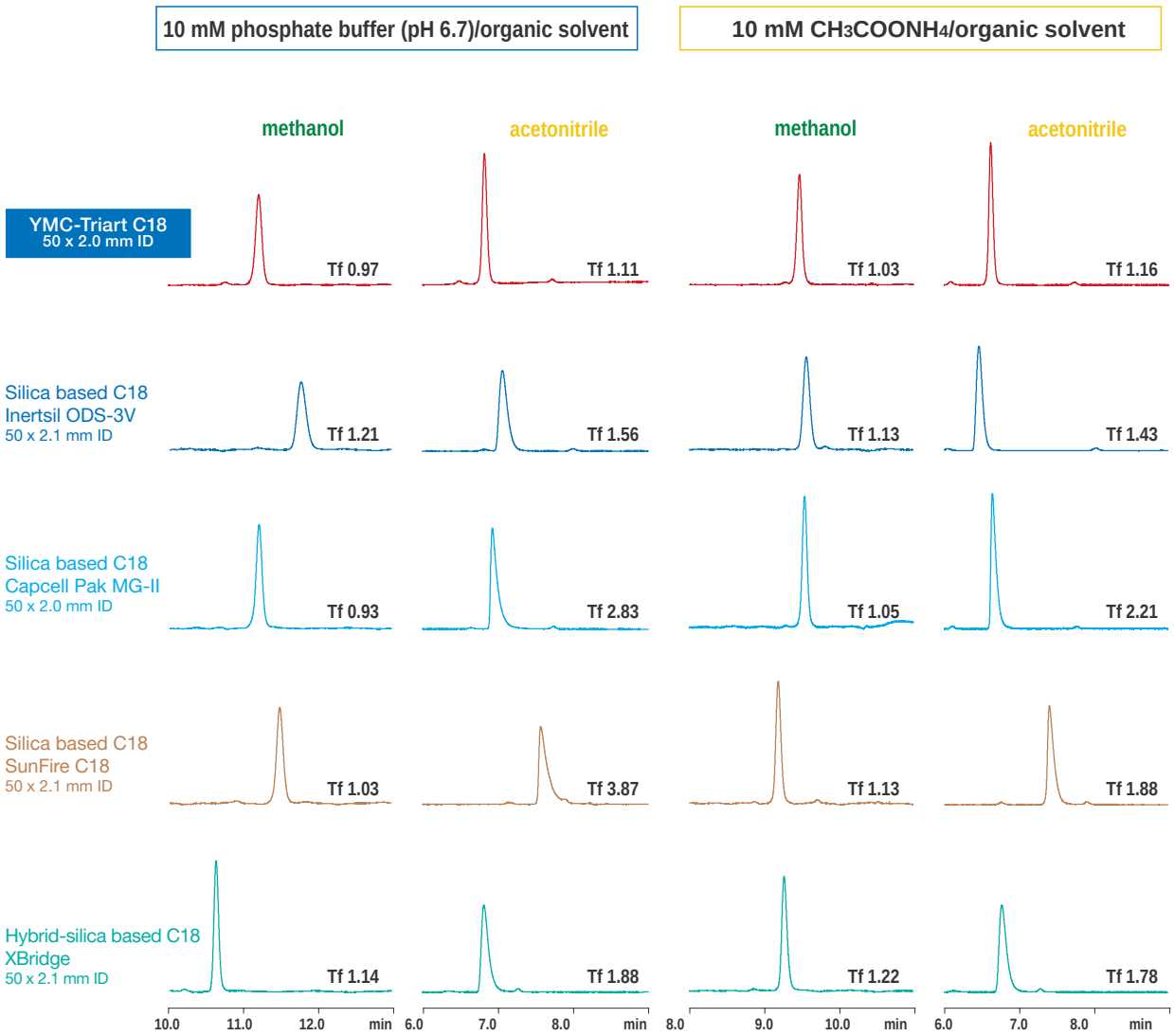

Column:	5 µm, 50 x 2.0 or 50 x 2.1 mm ID
Part No.:	TA12S05-0502WT
Eluent:	A) 10 mM KH_2PO_4-K_2HPO_4 (pH 6.7) or 10 mM CH_3COONH_4
	B) methanol or acetonitrile
Gradient:	5–90%B (0–10 min), 90%B (10–15 min)
Flow rate:	0.2 mL/min
Temperature:	25 °C
Detection:	UV at 230 nm

Clemastine is a well-known basic compound which readily exhibits peak tailing with conventional ODS columns. YMC-Triart C18 provides sharp separations with many different buffer/solvent compositions.

Column hardware for bioseparations and coordinating compounds

- **Obtain excellent resolution and great sensitivity**
- **No carry-over effects**
- **Reproducible results day-after-day!**

Specifications	
YMC-Triart Modifications	C18, C18 ExRS, Bio C18, C8, Bio C4, Phenyl, PFP, Diol-HILIC
Particle Size	1.9, 3 and 5 µm
Inner layer	PEEK
Outer layer	Stainless steel
Frit	PEEK
Pressure limit	1.9 µm: 100 MPa (15,000 psi) 3/5 µm: 45 MPa (6,525 psi)

Special column connectors required. See below for recommendations.



Metal coordinating compounds, which have a phosphate group in their structure, tend to show poor peak shape due to interactions with metals, such as the stainless steel in column bodies and frits. By using the metal-free column hardware, better peak shapes can be expected. Nucleotides with phosphate groups also show better peak shapes when compared to the regular column hardware. The YMC-Triart metal-free column hardware is very suitable for highly sensitive analyses using LC/MS.

Improved sensitivity for coordination compounds

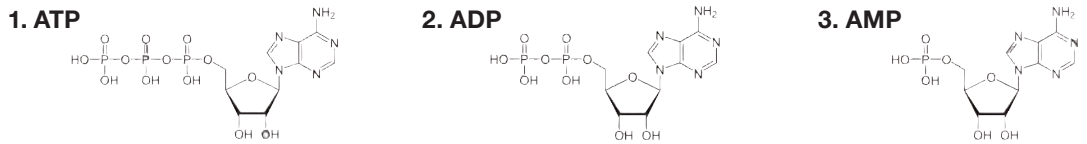

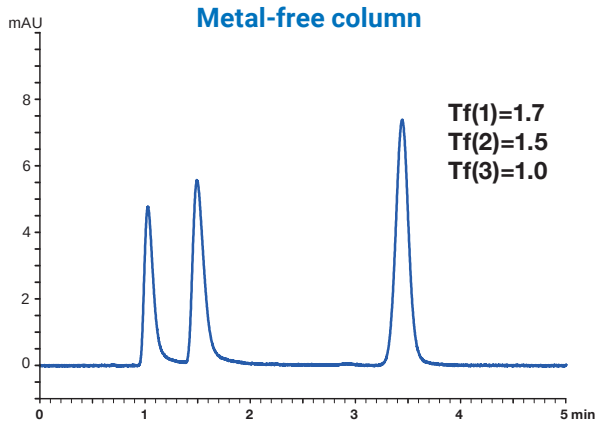

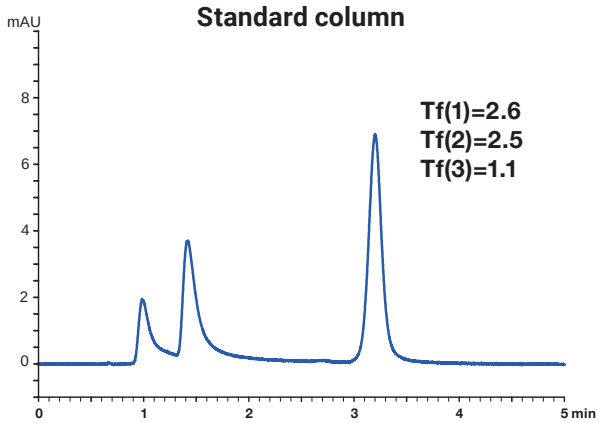

Column:	YMC-Triart C18 (3 µm, 12 nm) 50 x 2.1 mm ID	Temperature:	25 °C
Part Nos.:	TA12S03-05Q1PTP (metal-free) or TA12S03-05Q1PTH (regular hardware)	Detection:	UV at 265 nm
Eluent:	5 mM $HCOONH_4$	Injection:	1 µL (10 mg/mL)
Flow rate:	0.21 mL/min	System:	bioinert/"metal-free" HPLC system

Column hardware for bioseparations and coordinating compounds

Improved LC/MS results

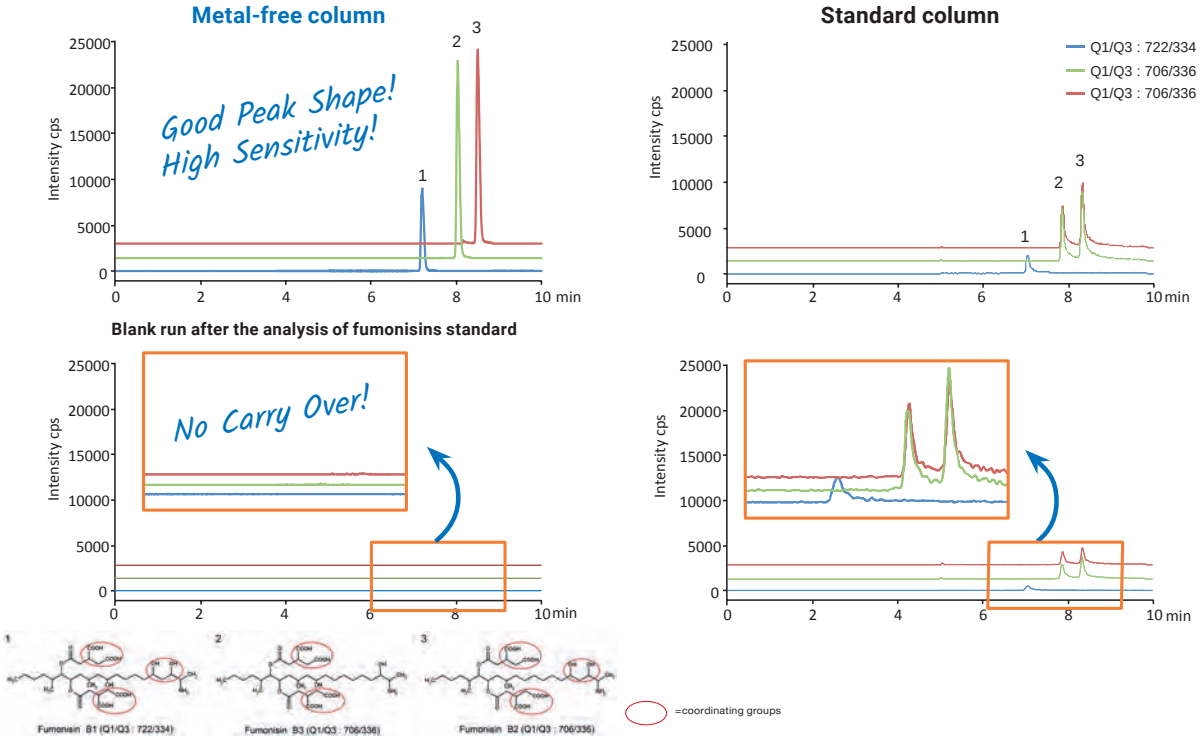

Column:	YMC-Triart C18 (metal-free/standard) (3 µm, 12 nm) 150 x 2.1 mm ID	Temperature:	40 °C
Part Nos.:	TA12S03-15Q1PTP/TA12S03-15Q1PTH	Detection:	ESI, positive
Eluent:	A) water/HCOOH (100/0.1)		Scheduled MRM (Metal-free column)
	B) acetonitrile		MRM (Standard column)
	25–50%B (0–5 min), 50%B (5–8 min), 50–90%B (8–10 min)	Injection:	5 µL (0.1 mg/mL)
Flow rate:	0.2 mL/min	Instrument:	LC) Shimadzu Prominence UFLC, MS) AB Sciex 3200 QTRAP

The YMC-Triart metal-free column showed excellent peak shapes when used to analyse fumonisins, while the regular column showed severe peak tailing due to interactions between the sample and the hardware. No carry over was observed when using the metal-free column, while the regular column showed sample carry over caused by adsorption of the sample on the hardware. The YMC-Triart metal-free column gives excellent peak shape for these coordination compounds and contributes to reliable analyses.

Column connectors for metal-free (U)HPLC columns

Recommendation	✓✓		✓	
Ferrule	no		replaceable	
Product	MarvelX™	MarvelXACT™	Handy connector 2	Hand-tight EXP® fitting
Manufacturer	IDEX Health & Science LLC	IDEX Health & Science LLC	YMC Co., Ltd.	Optimize Technologies, Inc.
Pressure rating	131 MPa / 1,310 bar	131 MPa / 1,310 bar	42 MPa / 420 bar	137 MPa / 1,370 bar
Product code	e.g. UPFP-6050250	e.g. UPFP-YM7050250	XRP0204	XRHTF-01

MarvelX (ACT) is a registered trademark of IDEX Health & Science LLC · EXP® is a registered trademark of Optimize Technologies, Inc.

Substance index

A

Acesulfame K 32
Acenaphthene 59
4-Acetamidoacetophenone 29
2-Acetamidophenol 29, 30
Acetaminophene 29, 59
Acetaminophenone 29
Acetanilide 29, 30
Acetic acid 52, 64
6''-O-Acetyldaidzin 38
6''-O-Acetylgenistin 38
6''-O-Acetylglycitin 38
Acetylsalicylic acid 29
Acidic compounds 52
Acrylic acid 52
Adalimumab 39
Adenine 51, 53
Adenosine 54
Adenosine diphosphate (ADP) 66
Adenosine monophosphate (AMP) 66
Adenosine triphosphate (ATP) 66
Adrenaline hydrochloride (A) 23
L-Alanine (Ala) 47
4-Aminophenone 29
γ-Aminobutyric acid (GABA) 47
Amitriptyline 10, 15, 20
Amlodipine besilate 24
Amyloid β 40
Androsterone 59
Angiotensin I 27
Angiotensin II 27
Angiotensin III 27
Anthocyanidins 33
Anthocyanins 33
Antracene 59
Arachidonic acid 18
L-Arginine (Arg) 46, 47
L-Ascorbic acid 38, 53, 55
L-Ascorbic acid 2-glucoside 38, 53, 55
L-Asparagine (Asn) 47
L-Aspartic acid (Asp) 46, 47
Asulam 13
Atenolol 26
Atorvastatin calcium hydrate 24
Avastin 43
Azoxystrobin 9

B

Benzethonium chloride 25
Betablockers 26
Bevacizumab 39
D-Biotin 53
Biphenyl 59
Bovine insulin 25
BSA 40, 41, 42
n-Butylparabene 8, 15
Butyl benzoate 53

C

Cadaverine 22
Caffeine 29, 55, 57, 59
Candesartan cilexetil 24
Cannabivarin (CBV) 25
Cannabidiolic acid (CBDA) 25
Cannabigerol (CBG) 25
Cannabidiol (CBD) 25
Cannabinol (CBN) 25
Cannabicyclol (CBL) 25
Cannabichromene (CBC) 25
Carvedilol 24
Casein peptide 36
Catechol 57
Catecholamines 23
Ceramide-1-phosphate (C1P) 26
Chavicine 22
4-Chloroacetanilide 29
Chlorophenol 18
Chloroquine phosphate 29
Chlorpheniramine 12, 14, 25, 55, 61, 64
Chlortetracycline 11, 26
Cholecalciferol 16, 17, 57
α-Chymotrypsinogen 40, 42, 43
Pre-Cholecalciferol 57
5,6-trans-Cholecalciferol 57
Citric acid 52
Citrulline (Cit) 47
Clemastine 65
Clonazepam 20
Conalbumin 41
Copper 8-quinolinolate 9
Corticosterone 19, 58
Cortisol 19
Cortisone 19
Cyanidin 33
Cyanidin-3-O-arabinoside 33
Cyanidin-3-O-galactoside 33
Cyanidin-3-O-glucoside 33
Cyanocobalamin 38, 53, 55
Cyclamate Na 32
L-Cysteine (Cys) 47
Cytidine 54
Cytochrom-C 40, 42
Cytosine 51, 53, 54

D

Daidzein 38
Daidzin 38
Dehydroisoandrosterone 58
Delphinidin 33
Delphinidin-3-O-arabinoside 33
Delphinidin-3-O-galactoside 33
Delphinidin-3-O-glucoside 33
Deoxycorticosterone 58
Dextromethorphan 8, 12, 14, 55, 59, 61, 64
Diazepam 20
Dichlorophenols 18
3,4-Dihydroxymandelic acid (DOMA) 23
3,4-Dihydroxyphenylacetic acid (DOPAC) 23
3,4-Dihydroxyphenylalanine (DOPA) 23
1,2-Dimethoxyl benzene 28
Diquat 31
Docosahexaenoic acid 18
Dopamine hydrochloride (DA) 23
Doxycycline 11
Duloxetine 21, 30
Duloxetine isomers 30

E

Egg peptide 36
Eicosapentaenoic acid 18
β-Endorphin 43, 44
γ-Endorphin 44
Epinephrine hydrochloride 23
Ergocalciferol 16, 17
Erythorbic acid 38, 55
Erythromycin 11, 25
Erythromycin estolate 11
Erythromycin ethylsuccinate 11
α-Estradiol 19
β-Estradiol 19
Estradiol 19
Estriol 19
Estrone 19
Etizolam 10

F

Flazasulfuron 11
Fluoxymestrone 59
Folic acid 53
Formic acid 52, 64
Fumaric acid 52
Fumonisin B1-3 67

G

Genistein 38
Genistin 38
L-Glutamic acid (Glu) 47
L-Glutamine (Gln) 47
Gluten markers 34, 35
Glycidic acid 52
L-Glycine (Gly) 47
Glycitein 38
Glycitin 38
Glycyrrhizin acid ammonium salt 25
Guaiacol 28
Guanine 51, 53
Guanosine 54

H

Halosulfuronmethyl 11
Hemoglobin (digest) 45
Herceptin 39
Hinokitiol 61, 64
L-Histidine (His) 46, 47
Homovanillic acid (HVA) 23
Humira 39
Hydrochlorothiazide 24
2-Hydroxyacetophenone 29
α-Hydroxyalprazolam 20
Hydrocortison 19, 58
5-Hydroxyindoleacetic acid (5HIAA) 23
Hydroxychloroquine sulfate 29
21-Hydroxyprogesterone 19
Hydroquinone 57
5-Hydroxytryptamine hydrochloride (5HT) 21

I

Ibuprofen 8, 15, 59
Imipramine 20
Insulin 27, 40, 41, 42, 43
D-Isoascorbic acid 53
Isochavicine 22
L-Isoleucine (Ile) 46, 47
Isopiperine 22

K

Kynamro 48

L

Lactic acid 52
Lactoferrin 41
β-Lactoglobulin A 40, 42, 43
L-Leucine (Leu) 46, 47
Leu-Enkephalin 43, 44
Linoleic acid 18
α-Linolenic acid 18
γ-Linolenic acid 18
L-Lysine (Lys) 21, 47
Lysozyme 42, 43

Substance index

M
MabThera 39
Macrolide antibiotics 5
Maleic acid sodium salt 27
L-Malic acid 52
Malonic acid 52
6''-O-Malonyldaidzin 38
6''-O-Malonylgenistin 38
6''-O-Malonylglycitin 38
Malvidin 33
Malvidin-3-O-arabinoside 33
Malvidin-3-O-galactoside 33
Malvidin-3-O-glucoside 33
Mecoprop 11
Met-Enkephalin 40, 44
L- Methionine (Met) 46, 47
3-Methoxy-4-hydroxyphenylglycol (MHPG) 23
3-Methoxytyramine hydrochloride (3MT) 23
Methyl benzoate 28, 61
Metoprolol 26
Mipomersen 48

N
Nadolol 26
Naphazolin HCl 25
Naphthalene 15, 59
Neostigmine methylsulfate 25
Neurotensin 44
Nicotinamide 38, 53, 55
Nicotinic acid 38, 53, 55
NISTmAb 39
4-Nitrophenol 28
Noradrenaline hydrochloride (NA) 23
Norepinephrine hydrochloride 23
Nortriptyline 20

O
Oleic acid 18
Oligonucleotides 48, 49
Ornithine HCl (Orn) 47
Orotic acid 55
Ovalbumin 41, 42
Oxalic acid 52
Oxazepam 20
Oxine-copper 13
Oxytetracycline 11
Oxytocin 43, 44

P
Palmitoleic acid 18
D-(+)-Pantothenic acid calcium salt 53
Paracetamol 28
Paraquat 31
Peonidin 33
Peonidin-3-O-arabinoside 33
Peonidin-3-O-galactoside 33
Peonidin-3-O-glucoside 33
Peptides 45
Pesticides 31
Petunidin 33
Petunidin-3-O-arabinoside 33
Petunidin-3-O-galactoside 33
Petunidin-3-O-glucoside 33
Phenacetine 29
Phenol 28, 57
L-Phenylalanine (Phe) 47
Phloroglucinol 57
Pindolol 26
Piperine 22
Porcine insulin 25
Prednisone 19
Progesterone 19, 58
L-Proline (Pro) 47
Propranolol 26
Propionic acid 52, 64
n-Propyl paraben 11, 14, 15
Propyl p-hydroxybenzoate 61, 64
Putrescine 22
Pyridoxal HCl 53
Pyridoxine HCl 25, 38, 55
Pyrocatechol 28
Pyrogallol 57

Q
8-Quinolinol 15

R
Rebaudioside A 33
Resorcinol 57
Riboflavin 38, 53, 55
Ribonuclease A 42
Rituximab 39
siRNA 49

S
Saccharin 11, 32
Salicylic acid 29
L-Serine (Ser) 47
Serotonin hydrochloride 23
Siduron 9
Spermidine 22
Spermine 22
Sphingosine-1-phosphate (S1P) 26
Soy isoflavones 38
Spiramycin 27
Stevioside hydrate 33
Succinic acid 52
Sulphamerazine 27
Sulphamethoxazole 27
Sulphathiazole 27

T
Tachysterol3 57
Tartaric acid 52
Temazepam 20
m-Terpheny 59
o-Terphenyl 15, 59
p-Terpheny 59
Testosterone 15, 59
Tetracycline 13
Tetrahydrocannabivarin (THCV) 25
Delta-9-tetrahydrocannabinol (Δ9-THC) 25
Delta-8-tetrahydrocannabinol (Δ8-THC) 25
Tetrahydrocannabinolic acid (THCA) 25
Tetrahydrozoline HCl 25
Theobromine 57
Theophylline 57
Thiamine HCl 38, 53, 55
Thiram 11
L-Threonine (Thr) 47
Thymine 51, 53
Toluol 20
Transferrin 40
Trastuzumab 39
Triazolam 10
Triclopyr 11
Trigonelline HCl 57
Triphenylene 15, 59
L-Tryptophan (Trp) 23, 47
L-Tyrosine (Tyr) 21, 47

U
Uracil 27, 50, 51, 53, 54
Uridine 54

V
L-Valine (Val) 46, 47
Valsartan 24
Vanillylmandelic acid (VMA) 23
Verapamil 62
Veterinary drugs 37
Vitamin B1 38, 53, 55
Vitamin B2 38, 53, 55
Vitamin B3 38, 53, 55
Vitamin B5 53
Vitamin B6 38, 53, 55
Vitamin B7 53
Vitamin B12 38, 53, 55
Vitamin C 38, 53, 55
Vitamin D2 16, 17
Vitamin D3 16, 17

W
Water-soluble vitamins 38, 53, 55

The following brands, trademarks, or service marks are the property of the listed company and/or its subsidiaries.
Every effort has been taken to ensure this list is accurate at the time of printing this brochure.

Capcell Pak MG-II is a trademark of Shiseido Co., Ltd.
Inertsil ODS-3V, Inertsil ODS-3, Inertsil ODS-4 are trademarks of GL Sciences, Inc.
Acquity UPLC BEH, Acquity UPLC CSH C18, Atlantis dC18, Atlantis T3, Bio Resolve RP mAb, SunFire C18, Symmetry C18, XBridge BEH, XBridge Protein BEH, XTerra MS C18 are trademarks of Waters Corp.
Aeris, Gemini, Gemini NX, Kinetex are trademarks of Phenomenex, Inc.
Hypersil GOLD is a trademark of Thermo Fisher Scientific.
Kromasil Eternity is a trademark of EKA Chemicals AB.
Advance Bio RP-mAb, Zorbax Extend-C18, Zorbax StableBond, Zorbax Eclipse Plus are trademarks of Agilent Technologies, Inc.
L-column is a trademark of Chemicals Evaluation and Research Institute.
Ascentis Express is a trademark of Sigma-Aldrich.

Ordering information

YMC-Triart 1.9 µm, UHPLC columns (max. pressure 1,000 bar)

Phase	Column ID (mm)	Column length (mm)						Guard cartridges* with 5 mm length
		20	30	50	75	100	150	(pack of 3)
C18	2.0	TA12SP9-0202PT	TA12SP9-0302PT	TA12SP9-0502PT	TA12SP9-L502PT	TA12SP9-1002PT	TA12SP9-1502PT	TA12SP9-E5Q1CC**
	2.1	TA12SP9-02Q1PT	TA12SP9-03Q1PT	TA12SP9-05Q1PT	TA12SP9-L5Q1PT	TA12SP9-10Q1PT	TA12SP9-15Q1PT	TA12SP9-E5Q1CC**
	3.0	—	—	TA12SP9-0503PT	TA12SP9-L503PT	TA12SP9-1003PT	TA12SP9-1503PT	TA12SP9-E503CC
C18 ExRS	2.0	TAR08SP9-0202PT	TAR08SP9-0302PT	TAR08SP9-0502PT	TAR08SP9-L502PT	TAR08SP9-1002PT	TAR08SP9-1502PT	TAR08SP9-E5Q1CC**
	2.1	TAR08SP9-02Q1PT	TAR08SP9-03Q1PT	TAR08SP9-05Q1PT	TAR08SP9-L5Q1PT	TAR08SP9-10Q1PT	TAR08SP9-15Q1PT	TAR08SP9-E5Q1CC**
	3.0	—	—	TAR08SP9-0503PT	TAR08SP9-L503PT	TAR08SP9-1003PT	TAR08SP9-1503PT	TAR08SP9-E503CC
Bio C18	2.0	TA30SP9-0202PT	TA30SP9-0302PT	TA30SP9-0502PT	TA30SP9-L502PT	TA30SP9-1002PT	TA30SP9-1502PT	TA30SP9-E5Q1CC**
	2.1	TA30SP9-02Q1PT	TA30SP9-03Q1PT	TA30SP9-05Q1PT	TA30SP9-L5Q1PT	TA30SP9-10Q1PT	TA30SP9-15Q1PT	TA30SP9-E5Q1CC**
	3.0	—	—	TA30SP9-0503PT	TA30SP9-L503PT	TA30SP9-1003PT	TA30SP9-1503PT	TA30SP9-E503CC
C8	2.0	TO12SP9-0202PT	TO12SP9-0302PT	TO12SP9-0502PT	TO12SP9-L502PT	TO12SP9-1002PT	TO12SP9-1502PT	TO12SP9-E5Q1CC**
	2.1	TO12SP9-02Q1PT	TO12SP9-03Q1PT	TO12SP9-05Q1PT	TO12SP9-L5Q1PT	TO12SP9-10Q1PT	TO12SP9-15Q1PT	TO12SP9-E5Q1CC**
	3.0	—	—	TO12SP9-0503PT	TO12SP9-L503PT	TO12SP9-1003PT	TO12SP9-1503PT	TO12SP9-E503CC
Bio C4	2.0	TB30SP9-0202PT	TB30SP9-0302PT	TB30SP9-0502PT	TB30SP9-L502PT	TB30SP9-1002PT	TB30SP9-1502PT	TB30SP9-E5Q1CC**
	2.1	TB30SP9-02Q1PT	TB30SP9-03Q1PT	TB30SP9-05Q1PT	TB30SP9-L5Q1PT	TB30SP9-10Q1PT	TB30SP9-15Q1PT	TB30SP9-E5Q1CC**
	3.0	—	—	TB30SP9-0503PT	TB30SP9-L503PT	TB30SP9-1003PT	TB30SP9-1503PT	TB30SP9-E503CC
Phenyl	2.0	TPH12SP9-0202PT	TPH12SP9-0302PT	TPH12SP9-0502PT	TPH12SP9-L502PT	TPH12SP9-1002PT	TPH12SP9-1502PT	TPH12SP9-E5Q1CC**
	2.1	TPH12SP9-02Q1PT	TPH12SP9-03Q1PT	TPH12SP9-05Q1PT	TPH12SP9-L5Q1PT	TPH12SP9-10Q1PT	TPH12SP9-15Q1PT	TPH12SP9-E5Q1CC**
	3.0	—	—	TPH12SP9-0503PT	TPH12SP9-L503PT	TPH12SP9-1003PT	TPH12SP9-1503PT	TPH12SP9-E503CC
PFP	2.0	TPF12SP9-0202PT	TPF12SP9-0302PT	TPF12SP9-0502PT	TPF12SP9-L502PT	TPF12SP9-1002PT	TPF12SP9-1502PT	TPF12SP9-E5Q1CC**
	2.1	TPF12SP9-02Q1PT	TPF12SP9-03Q1PT	TPF12SP9-05Q1PT	TPF12SP9-L5Q1PT	TPF12SP9-10Q1PT	TPF12SP9-15Q1PT	TPF12SP9-E5Q1CC**
	3.0	—	—	TPF12SP9-0503PT	TPF12SP9-L503PT	TPF12SP9-1003PT	TPF12SP9-1503PT	TPF12SP9-E503CC
Diol-HILIC	2.0	TDH12SP9-0202PT	TDH12SP9-0302PT	TDH12SP9-0502PT	TDH12SP9-L502PT	TDH12SP9-1002PT	TDH12SP9-1502PT	—
	2.1	TDH12SP9-02Q1PT	TDH12SP9-03Q1PT	TDH12SP9-05Q1PT	TDH12SP9-L5Q1PT	TDH12SP9-10Q1PT	TDH12SP9-15Q1PT	—
	3.0	—	—	TDH12SP9-0503PT	TDH12SP9-L503PT	TDH12SP9-1003PT	—	—
Diol*** (SFC)	2.0	TDH12SP9-0202PTB	TDH12SP9-0302PTB	TDH12SP9-0502PTB	TDH12SP9-L502PTB	TDH12SP9-1002PTB	TDH12SP9-1502PTB	—
	2.1	TDH12SP9-02Q1PTB	TDH12SP9-03Q1PTB	TDH12SP9-05Q1PTB	TDH12SP9-L5Q1PTB	TDH12SP9-10Q1PTB	TDH12SP9-15Q1PTB	—
	3.0	—	—	TDH12SP9-0503PTB	TDH12SP9-L503PTB	TDH12SP9-1003PTB	—	—

*Guard cartridge holder required, part no. XPCHUHP
**Guard cartridge: 2.1 mm ID
***Supplied as *YMC-Triart Diol-HILIC* shipped on 2-propanol

TIP

In order to achieve longer column lengths, columns of 2 x 100 mm or 100 + 150 mm can be coupled by using a MarvelX column coupler (70 mm x 125 µm ID, Part No. UPFS-YM6125070).

Ordering information

YMC-Triart 1.9 µm, metal-free UHPLC columns (max. pressure 1,000 bar)

Phase	Column ID (mm)	Column length (mm)		
		50	100	150
C18	2.1	TA12SP9-05Q1PTP	TA12SP9-10Q1PTP	TA12SP9-15Q1PTP
C18 ExRS	2.1	TAR08SP9-05Q1PTP	TAR08SP9-10Q1PTP	TAR08SP9-15Q1PTP
Bio C18	2.1	TA30SP9-05Q1PTP	TA30SP9-10Q1PTP	TA30SP9-15Q1PTP
C8	2.1	TO12SP9-05Q1PTP	TO12SP9-10Q1PTP	TO12SP9-15Q1PTP
Bio C4	2.1	TB30SP9-05Q1PTP	TB30SP9-10Q1PTP	TB30SP9-15Q1PTP
Phenyl	2.1	TPH12SP9-05Q1PTP	TPH12SP9-10Q1PTP	TPH12SP9-15Q1PTP
PFP	2.1	TPF12SP9-05Q1PTP	TPF12SP9-10Q1PTP	TPF12SP9-15Q1PTP
Diol-HILIC	2.1	TDH12SP9-05Q1PTP	TDH12SP9-10Q1PTP	TDH12SP9-15Q1PTP

YMC-Triart 1.9 µm, 1/16"|1/32" fitting*, microLC capillary columns (max. pressure 600 bar)

Phase	Column ID (µm)	Column length (mm)				Guard cartridges** with 5 mm length
		50	75	100	150	(pack of 3)
C18	300	TA12SP9-05H0AU	TA12SP9-L5H0AU	TA12SP9-10H0AU	TA12SP9-15H0AU	TA12SP9-E5H0AU
	500	TA12SP9-05J0AU	TA12SP9-L5J0AU	TA12SP9-10J0AU	TA12SP9-15J0AU	TA12SP9-E5J0AU
C18 ExRS	300	TAR08SP9-05H0AU	TAR08SP9-L5H0AU	TAR08SP9-10H0AU	TAR08SP9-15H0AU	TAR08SP9-E5H0AU
	500	TAR08SP9-05J0AU	TAR08SP9-L5J0AU	TAR08SP9-10J0AU	TAR08SP9-15J0AU	TAR08SP9-E5J0AU
Bio C18	300	TA30SP9-05H0AU	TA30SP9-L5H0AU	TA30SP9-10H0AU	TA30SP9-15H0AU	TA30SP9-E5H0AU
	500	TA30SP9-05J0AU	TA30SP9-L5J0AU	TA30SP9-10J0AU	TA30SP9-15J0AU	TA308SP9-E5J0AU
C8	300	TO12SP9-05H0AU	TO12SP9-L5H0AU	TO12SP9-10H0AU	TO12SP9-15H0AU	TO12SP9-E5H0AU
	500	TO12SP9-05J0AU	TO12SP9-L5J0AU	TO12SP9-10J0AU	TO12SP9-15J0AU	TO12SP9-E5J0AU
Bio C4	300	TB30SP9-05H0AU	TB30SP9-L5H0AU	TB30SP9-10H0AU	TB30SP9-15H0AU	TB30SP9-E5H0AU
	500	TB30SP9-05J0AU	TB30SP9-L5J0AU	TB30SP9-10J0AU	TB30SP9-15J0AU	TB30SP9-E5J0AU
Phenyl	300	TPH12SP9-05H0AU	TPH12SP9-L5H0AU	TPH12SP9-10H0AU	TPH12SP9-15H0AU	TPH12SP9-E5H0AU
	500	TPH12SP9-05J0AU	TPH12SP9-L5J0AU	TPH12SP9-10J0AU	TPH12SP9-15J0AU	TPH12SP9-E5J0AU
PFP	300	TPF12SP9-05H0AU	TPF12SP9-L5H0AU	TPF12SP9-10H0AU	TPF12SP9-15H0AU	TPF12SP9-E5H0AU
	500	TPF12SP9-05J0AU	TPF12SP9-L5J0AU	TPF12SP9-10J0AU	TPF12SP9-15J0AU	TPF12SP9-E5J0AU
Diol-HILIC	300	TDH12SP9-05H0AU	TDH12SP9-L5H0AU	TDH12SP9-10H0AU	TDH12SP9-15H0AU	TDH12SP9-E5H0AU
	500	TDH12SP9-05J0AU	TDH12SP9-L5J0AU	TDH12SP9-10J0AU	TDH12SP9-15J0AU	TDH12SP9-E5J0AU

* YMC capillary columns are available with 1/16" (10-32 thread) or with 1/32" (6-40 thread) connections.
The connection size is indicated by the terminal letters of the order code:
1/16" fittings end with AU; 1/32" fittings end with RU. For ordering 1/32" connections, simply exchange AU by RU.
** no holder required, comes with a column coupler
Columns with 1/32" fitting are only available with 300 or 500 µm ID.

Ordering information

YMC-Triart 3 µm, high pressure rated analytical columns (max. pressure 450 bar)

Phase	Column ID (mm)	Column length (mm)							Guard cartridges* with 10 mm length
		20	33	50	75	100	150	250	(pack of 5)
C18	2.1	TA12S03-02Q1PTH	TA12S03-H3Q1PTH	TA12S03-05Q1PTH	TA12S03-L5Q1PTH	TA12S03-10Q1PTH	TA12S03-15Q1PTH	—	TA12S03-01Q1GC
	3.0	—	—	TA12S03-0503PTH	TA12S03-L503PTH	TA12S03-1003PTH	TA12S03-1503PTH	—	TA12S03-0103GC
	4.6	—	TA12S03-H346PTH	TA12S03-0546PTH	TA12S03-L546PTH	TA12S03-1046PTH	TA12S03-1546PTH	TA12S03-2546PTH	TA12S03-0104GC
C18 ExRS	2.1	TAR08S03-02Q1PTH	TAR08S03-H3Q1PTH	TAR08S03-05Q1PTH	TAR08S03-L5Q1PTH	TAR08S03-10Q1PTH	TAR08S03-15Q1PTH	—	TAR08S03-01Q1GC
	3.0	—	—	TAR08S03-0503PTH	TAR08S03-L503PTH	TAR08S03-1003PTH	TAR08S03-1503PTH	—	TAR08S03-0103GC
	4.6	—	TAR08S03-H346PTH	TAR08S03-0546PTH	TAR08S03-L546PTH	TAR08S03-1046PTH	TAR08S03-1546PTH	TAR08S03-2546PTH	TAR08S03-0104GC
Bio C18	2.1	TA30S03-02Q1PTH	TA30S03-H3Q1PTH	TA30S03-05Q1PTH	TA30S03-L5Q1PTH	TA30S03-10Q1PTH	TA30S03-15Q1PTH	—	TA30S03-01Q1GC
	3.0	—	—	TA30S03-0503PTH	TA30S03-L503PTH	TA30S03-1003PTH	TA30S03-1503PTH	—	TA30S03-0103GC
	4.6	—	TA30S03-H346PTH	TA30S03-0546PTH	TA30S03-L546PTH	TA30S03-1046PTH	TA30S03-1546PTH	TA30S03-2546PTH	TA30S03-0104GC
C8	2.1	T012S03-02Q1PTH	T012S03-H3Q1PTH	T012S03-05Q1PTH	T012S03-L5Q1PTH	T012S03-10Q1PTH	T012S03-15Q1PTH	—	T012S03-01Q1GC
	3.0	—	—	T012S03-0503PTH	T012S03-L503PTH	T012S03-1003PTH	T012S03-1503PTH	—	T012S03-0103GC
	4.6	—	T012S03-H346PTH	T012S03-0546PTH	T012S03-L546PTH	T012S03-1046PTH	T012S03-1546PTH	T012S03-2546PTH	T012S03-0104GC
Bio C4	2.1	TB30S03-02Q1PTH	TB30S03-H3Q1PTH	TB30S03-05Q1PTH	TB30S03-L5Q1PTH	TB30S03-10Q1PTH	TB30S03-15Q1PTH	—	TB30S03-01Q1GC
	3.0	—	—	TB30S03-0503PTH	TB30S03-L503PTH	TB30S03-1003PTH	TB30S03-1503PTH	—	TB30S03-0103GC
	4.6	—	TB30S03-H346PTH	TB30S03-0546PTH	TB30S03-L546PTH	TB30S03-1046PTH	TB30S03-1546PTH	TB30S03-2546PTH	TB30S03-0104GC
Phenyl	2.1	TPH12S03-02Q1PTH	TPH12S03-H3Q1PTH	TPH12S03-05Q1PTH	TPH12S03-L5Q1PTH	TPH12S03-10Q1PTH	TPH12S03-15Q1PTH	—	TPH12S03-01Q1GC
	3.0	—	—	TPH12S03-0503PTH	TPH12S03-L503PTH	TPH12S03-1003PTH	TPH12S03-1503PTH	—	TPH12S03-0103GC
	4.6	—	TPH12S03-H346PTH	TPH12S03-0546PTH	TPH12S03-L546PTH	TPH12S03-1046PTH	TPH12S03-1546PTH	TPH12S03-2546PTH	TPH12S03-0104GC
PFP	2.1	TPF12S03-02Q1PTH	TPF12S03-H3Q1PTH	TPF12S03-05Q1PTH	TPF12S03-L5Q1PTH	TPF12S03-10Q1PTH	TPF12S03-15Q1PTH	—	TPF12S03-01Q1GC
	3.0	—	—	TPF12S03-0503PTH	TPF12S03-L503PTH	TPF12S03-1003PTH	TPF12S03-1503PTH	—	TPF12S03-0103GC
	4.6	—	TPF12S03-H346PTH	TPF12S03-0546PTH	TPF12S03-L546PTH	TPF12S03-1046PTH	TPF12S03-1546PTH	TPF12S03-2546PTH	TPF12S03-0104GC
Diol-HILIC	2.1	TDH12S03-02Q1PTH	TDH12S03-H3Q1PTH	TDH12S03-05Q1PTH	TDH12S03-L5Q1PTH	TDH12S03-10Q1PTH	TDH12S03-15Q1PTH	—	TDH12S03-01Q1GC
	3.0	—	—	TDH12S03-0503PTH	TDH12S03-L503PTH	TDH12S03-1003PTH	TDH12S03-1503PTH	—	TDH12S03-0103GC
	4.6	—	TDH12S03-H346PTH	TDH12S03-0546PTH	TDH12S03-L546PTH	TDH12S03-1046PTH	TDH12S03-1546PTH	TDH12S03-2546PTH	TDH12S03-0104GC
Diol** (SFC)	2.1	TDH12S03-02Q1PTHB	TDH12S03-H3Q1PTHB	TDH12S03-05Q1PTHB	TDH12S03-L5Q1PTHB	TDH12S03-10Q1PTHB	TDH12S03-15Q1PTHB	—	—
	3.0	—	—	TDH12S03-0503PTHB	TDH12S03-L503PTHB	TDH12S03-1003PTHB	TDH12S03-1503PTHB	—	—
	4.6	—	TDH12S03-H346PTHB	TDH12S03-0546PTHB	TDH12S03-L546PTHB	TDH12S03-1046PTHB	TDH12S03-1546PTHB	TDH12S03-2546PTHB	—
SIL (SFC)	2.1	TS12S03-02Q1PTH	TS12S03-H3Q1PTH	TS12S03-05Q1PTH	TS12S03-L5Q1PTH	TS12S03-10Q1PTH	TS12S03-15Q1PTH	—	—
	3.0	—	—	TS12S03-0503PTH	TS12S03-L503PTH	TS12S03-1003PTH	TS12S03-1503PTH	—	—
	4.6	—	TS12S03-H346PTH	TS12S03-0546PTH	TS12S03-L546PTH	TS12S03-1046PTH	TS12S03-1546PTH	TS12S03-2546PTH	—

*Guard cartridge holder required, part no. XPGCH-Q1

**Supplied as *YMC-Triart Diol-HILIC* shipped on 2-propanol

Ordering information

YMC-Triart 3 µm, metal-free analytical columns (max. pressure 450 bar)

Phase	Column ID (mm)	Column length (mm)		
		50	100	150
C18	2.1 4.6	TA12S03-05Q1PTP TA12S03-0546PTP	TA12S03-10Q1PTP TA12S03-1046PTP	TA12S03-15Q1PTP TA12S03-1546PTP
C18 ExRS	2.1 4.6	TAR08S03-05Q1PTP TAR08S03-0546PTP	TAR08S03-10Q1PTP TAR08S03-1046PTP	TAR08S03-15Q1PTP TAR08S03-1546PTP
Bio C18	2.1 4.6	TA30S03-05Q1PTP TA30S03-0546PTP	TA30S03-10Q1PTP TA30S03-1046PTP	TA30S03-15Q1PTP TA30S03-1546PTP
C8	2.1 4.6	TO12S03-05Q1PTP TO12S03-0546PTP	TO12S03-10Q1PTP TO12S03-1046PTP	TO12S03-15Q1PTP TO12S03-1546PTP
Bio C4	2.1 4.6	TB30S03-05Q1PTP TB30S03-0546PTP	TB30S03-10Q1PTP TB30S03-1046PTP	TB30S03-15Q1PTP TB30S03-1546PTP
Phenyl	2.1 4.6	TPH12S03-05Q1PTP TPH12S03-0546PTP	TPH12S03-10Q1PTP TPH12S03-1046PTP	TPH12S03-15Q1PTP TPH12S03-1546PTP
PFP	2.1 4.6	TPF12S03-05Q1PTP TPF12S03-0546PTP	TPF12S03-10Q1PTP TPF12S03-1046PTP	TPF12S03-15Q1PTP TPF12S03-1546PTP
Diol-HILIC	2.1 4.6	TDH12S03-05Q1PTP TDH12S03-0546PTP	TDH12S03-10Q1PTP TDH12S03-1046PTP	TDH12S03-15Q1PTP TDH12S03-1546PTP

YMC-Triart 3 µm, analytical columns (max. pressure 200/250 bar)

Phase	Column ID (mm)	Column length (mm)							Guard cartridges* with 10 mm length
		20	30	50	75	100	150	250	(pack of 5)
C18	2.0	TA12S03-0202WT	TA12S03-0302WT	TA12S03-0502WT	TA12S03-L502WT	TA12S03-1002WT	TA12S03-1502WT	—	TA12S03-01Q1GC
	3.0	—	—	TA12S03-0503WT	TA12S03-L503WT	TA12S03-1003WT	TA12S03-1503WT	—	TA12S03-0103GC
	4.6	—	—	TA12S03-0546WT	TA12S03-L546WT	TA12S03-1046WT	TA12S03-1546WT	TA12S03-2546WT	TA12S03-0104GC
C8	2.0	TO12S03-0202WT	TO12S03-0302WT	TO12S03-0502WT	TO12S03-L502WT	TO12S03-1002WT	TO12S03-1502WT	—	TO12S03-01Q1GC
	3.0	—	—	TO12S03-0503WT	TO12S03-L503WT	TO12S03-1003WT	TO12S03-1503WT	—	TO12S03-0103GC
	4.6	—	—	TO12S03-0546WT	TO12S03-L546WT	TO12S03-1046WT	TO12S03-1546WT	TO12S03-2546WT	TO12S03-0104GC
Phenyl	2.0	TPH12S03-0202WT	TPH12S03-0302WT	TPH12S03-0502WT	TPH12S03-L502WT	TPH12S03-1002WT	TPH12S03-1502WT	—	TPH12S03-01Q1GC
	3.0	—	—	TPH12S03-0503WT	TPH12S03-L503WT	TPH12S03-1003WT	TPH12S03-1503WT	—	TPH12S03-0103GC
	4.6	—	—	TPH12S03-0546WT	TPH12S03-L546WT	TPH12S03-1046WT	TPH12S03-1546WT	TPH12S03-2546WT	TPH12S03-0104GC
PFP	2.0	TPF12S03-0202WT	TPF12S03-0302WT	TPF12S03-0502WT	TPF12S03-L502WT	TPF12S03-1002WT	TPF12S03-1502WT	—	TPF12S03-01Q1GC
	3.0	—	—	TPF12S03-0503WT	TPF12S03-L503WT	TPF12S03-1003WT	TPF12S03-1503WT	—	TPF12S03-0103GC
	4.6	—	—	TPF12S03-0546WT	TPF12S03-L546WT	TPF12S03-1046WT	TPF12S03-1546WT	TPF12S03-2546WT	TPF12S03-0104GC
Diol-HILIC	2.0	TDH12S03-0202WT	TDH12S03-0302WT	TDH12S03-0502WT	TDH12S03-L502WT	TDH12S03-1002WT	TDH12S03-1502WT	—	TDH12S03-01Q1GC
	3.0	—	—	TDH12S03-0503WT	TDH12S03-L503WT	TDH12S03-1003WT	TDH12S03-1503WT	—	TDH12S03-0103GC
	4.6	—	—	TDH12S03-0546WT	TDH12S03-L546WT	TDH12S03-1046WT	TDH12S03-1546WT	TDH12S03-2546WT	TDH12S03-0104GC

Ordering information

YMC-Triart 3 µm, 1/16"|1/32" fitting*, microLC capillary columns (max. pressure 550 bar)

Phase	Column ID (µm)	Column length (mm)				Guard columns** with 5 mm length
		50	75	100	150	(pack of 3)
C18	75	—	—	TA12S03-10E8AU	TA12S03-15E8AU	—
	100	—	—	TA12S03-10F0AU	TA12S03-15F0AU	—
	300	TA12S03-05H0AU	TA12S03-L5H0AU	TA12S03-10H0AU	TA12S03-15H0AU	TA12S03-E5H0AU
	500	TA12S03-05J0AU	TA12S03-L5J0AU	TA12S03-10J0AU	TA12S03-15J0AU	TA12S03-E5J0AU
C18 ExRS	75	—	—	TAR08S03-10E8AU	TAR08S03-15E8AU	—
	100	—	—	TAR08S03-10F0AU	TAR08S03-15F0AU	—
	300	TAR08S03-05H0AU	TAR08S03-L5H0AU	TAR08S03-10H0AU	TAR08S03-15H0AU	TAR08S03-E5H0AU
	500	TAR08S03-05J0AU	TAR08S03-L5J0AU	TAR08S03-10J0AU	TAR08S03-15J0AU	TAR08S03-E5J0AU
Bio C18	75	—	—	TA30S03-10E8AU	TA30S03-15E8AU	—
	100	—	—	TA30S03-10F0AU	TA30S03-15F0AU	—
	300	TA30S03-05H0AU	TA30S03-L5H0AU	TA30S03-10H0AU	TA30S03-15H0AU	TA30S03-E5H0AU
	500	TA30S03-05J0AU	TA30S03-L5J0AU	TA30S03-10J0AU	TA30S03-15J0AU	TA30S03-E5J0AU
C8	75	—	—	TO12S03-10E8AU	TO12S03-15E8AU	—
	100	—	—	TO12S03-10F0AU	TO12S03-15F0AU	—
	300	TO12S03-05H0AU	TO12S03-L5H0AU	TO12S03-10H0AU	TO12S03-15H0AU	TO12S03-E5H0AU
	500	TO12S03-05J0AU	TO12S03-L5J0AU	TO12S03-10J0AU	TO12S03-15J0AU	TO12S03-E5J0AU
Bio C4	75	—	—	TB30S03-10E8AU	TB30S03-15E8AU	—
	100	—	—	TB30S03-10F0AU	TB30S03-15F0AU	—
	300	TB30S03-05H0AU	TB30S03-L5H0AU	TB30S03-10H0AU	TB30S03-15H0AU	TB30S03-E5H0AU
	500	TB30S03-05J0AU	TB30S03-L5J0AU	TB30S03-10J0AU	TB30S03-15J0AU	TB30S03-E5J0AU
Phenyl	75	—	—	TPH12S03-10E8AU	TPH12S03-15E8AU	—
	100	—	—	TPH12S03-10F0AU	TPH12S03-15F0AU	—
	300	TPH12S03-05H0AU	TPH12S03-L5H0AU	TPH12S03-10H0AU	TPH12S03-15H0AU	TPH12S03-E5H0AU
	500	TPH12S03-05J0AU	TPH12S03-L5J0AU	TPH12S03-10J0AU	TPH12S03-15J0AU	TPH12S03-E5J0AU
PFP	75	—	—	TPF12S03-10E8AU	TPF12S03-15E8AU	—
	100	—	—	TPF12S03-10F0AU	TPF12S03-15F0AU	—
	300	TPF12S03-05H0AU	TPF12S03-L5H0AU	TPF12S03-10H0AU	TPF12S03-15H0AU	TPF12S03-E5H0AU
	500	TPF12S03-05J0AU	TPF12S03-L5J0AU	TPF12S03-10J0AU	TPF12S03-15J0AU	TPF12S03-E5J0AU
Diol-HILIC	75	—	—	TDH12S03-10E8AU	TDH12S03-15E8AU	—
	100	—	—	TDH12S03-10F0AU	TDH12S03-15F0AU	—
	300	TDH12S03-05H0AU	TDH12S03-L5H0AU	TDH12S03-10H0AU	TDH12S03-15H0AU	TDH12S03-E5H0AU
	500	TDH12S03-05J0AU	TDH12S03-L5J0AU	TDH12S03-10J0AU	TDH12S03-15J0AU	TDH12S03-E5J0AU

* YMC capillary columns are available with 1/16" (10-32 thread) or with 1/32" (6-40 thread) connections.
The connection size is indicated by the terminal letters of the order code:
1/16" fittings end with AU; 1/32" fittings end with RU. For ordering 1/32" connections, simply exchange AU by RU.
** no holder required, comes with a column coupler
Columns with 1/32" fitting are only available with 300 or 500 µm ID.

YMC-Triart 1.9 and 3 µm Method Development Kits

Phases	Dimensions	Particle size	Part No.
C18 / C18 ExRS / Phenyl	50 x 2.1 mm	1.9 µm	TATARTPHSP9-05Q1PT
		3 µm	TATARTPHS03-05Q1PTH
C18 / C8 / Phenyl		1.9 µm	TATOTPHSP9-05Q1PT
		3 µm	TATOTPHS03-05Q1PTH
C18 / PFP / Diol-HILIC		1.9 µm	TATPFTDHSP9-05Q1PT
		3 µm	TATPFTDHS03-05Q1PTH

Ordering information

YMC-Triart 5 µm, high pressure rated analytical columns (max. pressure 450 bar)

Phase	Column ID (mm)	Column length (mm)							Guard cartridges* with 10 mm length
		20	33	50	75	100	150	250	(pack of 5)
C18	2.1	TA12S05-02Q1PTH	TA12S05-H3Q1PTH	TA12S05-05Q1PTH	TA12S05-L5Q1PTH	TA12S05-10Q1PTH	TA12S05-15Q1PTH	—	TA12S05-01Q1GC
	3.0	—	—	TA12S05-0503PTH	TA12S05-L503PTH	TA12S05-1003PTH	TA12S05-1503PTH	—	TA12S05-0103GC
	4.6	—	TA12S05-H346PTH	TA12S05-0546PTH	TA12S05-L546PTH	TA12S05-1046PTH	TA12S05-1546PTH	TA12S05-2546PTH	TA12S05-0104GC
C18 ExRS	2.1	TAR08S05-02Q1PTH	TAR08S05-H3Q1PTH	TAR08S05-05Q1PTH	TAR08S05-L5Q1PTH	TAR08S05-10Q1PTH	TAR08S05-15Q1PTH	—	TAR08S05-01Q1GC
	3.0	—	—	TAR08S05-0503PTH	TAR08S05-L503PTH	TAR08S05-1003PTH	TAR08S05-1503PTH	—	TAR08S05-0103GC
	4.6	—	TAR08S05-H346PTH	TAR08S05-0546PTH	TAR08S05-L546PTH	TAR08S05-1046PTH	TAR08S05-1546PTH	TAR08S05-2546PTH	TAR08S05-0104GC
Bio C18	2.1	TA30S05-02Q1PTH	TA30S05-H3Q1PTH	TA30S05-05Q1PTH	TA30S05-L5Q1PTH	TA30S05-10Q1PTH	TA30S05-15Q1PTH	—	TA30S05-01Q1GC
	3.0	—	—	TA30S05-0503PTH	TA30S05-L503PTH	TA30S05-1003PTH	TA30S05-1503PTH	—	TA30S05-0103GC
	4.6	—	TA30S05-H346PTH	TA30S05-0546PTH	TA30S05-L546PTH	TA30S05-1046PTH	TA30S05-1546PTH	TA30S05-2546PTH	TA30S05-0104GC
C8	2.1	TO12S05-02Q1PTH	TO12S05-H3Q1PTH	TO12S05-05Q1PTH	TO12S05-L5Q1PTH	TO12S05-10Q1PTH	TO12S05-15Q1PTH	—	TO12S05-01Q1GC
	3.0	—	—	TO12S05-0503PTH	TO12S05-L503PTH	TO12S05-1003PTH	TO12S05-1503PTH	—	TO12S05-0103GC
	4.6	—	TO12S05-H346PTH	TO12S05-0546PTH	TO12S05-L546PTH	TO12S05-1046PTH	TO12S05-1546PTH	TO12S05-2546PTH	TO12S05-0104GC
Bio C4	2.1	TB30S05-02Q1PTH	TB30S05-H3Q1PTH	TB30S05-05Q1PTH	TB30S05-L5Q1PTH	TB30S05-10Q1PTH	TB30S05-15Q1PTH	—	TB30S05-01Q1GC
	3.0	—	—	TB30S05-0503PTH	TB30S05-L503PTH	TB30S05-1003PTH	TB30S05-1503PTH	—	TB30S05-0103GC
	4.6	—	TB30S05-H346PTH	TB30S05-0546PTH	TB30S05-L546PTH	TB30S05-1046PTH	TB30S05-1546PTH	TB30S05-2546PTH	TB30S05-0104GC
Phenyl	2.1	TPH12S05-02Q1PTH	TPH12S05-H3Q1PTH	TPH12S05-05Q1PTH	TPH12S05-L5Q1PTH	TPH12S05-10Q1PTH	TPH12S05-15Q1PTH	—	TPH12S05-01Q1GC
	3.0	—	—	TPH12S05-0503PTH	TPH12S05-L503PTH	TPH12S05-1003PTH	TPH12S05-1503PTH	—	TPH12S05-0103GC
	4.6	—	TPH12S05-H346PTH	TPH12S05-0546PTH	TPH12S05-L546PTH	TPH12S05-1046PTH	TPH12S05-1546PTH	TPH12S05-2546PTH	TPH12S05-0104GC
PFP	2.1	TPF12S05-02Q1PTH	TPF12S05-H3Q1PTH	TPF12S05-05Q1PTH	TPF12S05-L5Q1PTH	TPF12S05-10Q1PTH	TPF12S05-15Q1PTH	—	TPF12S05-01Q1GC
	3.0	—	—	TPF12S05-0503PTH	TPF12S05-L503PTH	TPF12S05-1003PTH	TPF12S05-1503PTH	—	TPF12S05-0103GC
	4.6	—	TPF12S05-H346PTH	TPF12S05-0546PTH	TPF12S05-L546PTH	TPF12S05-1046PTH	TPF12S05-1546PTH	TPF12S05-2546PTH	TPF12S05-0104GC
Diol-HILIC	2.1	TDH12S05-02Q1PTH	TDH12S05-H3Q1PTH	TDH12S05-05Q1PTH	TDH12S05-L5Q1PTH	TDH12S05-10Q1PTH	TDH12S05-15Q1PTH	—	TDH12S05-01Q1GC
	3.0	—	—	TDH12S05-0503PTH	TDH12S05-L503PTH	TDH12S05-1003PTH	TDH12S05-1503PTH	—	TDH12S05-0103GC
	4.6	—	TDH12S05-H346PTH	TDH12S05-0546PTH	TDH12S05-L546PTH	TDH12S05-1046PTH	TDH12S05-1546PTH	TDH12S05-2546PTH	TDH12S05-0104GC
Diol (SFC)	2.1	TDH12S05-02Q1PTHB	TDH12S05-H3Q1PTHB	TDH12S05-05Q1PTHB	TDH12S05-L5Q1PTHB	TDH12S05-10Q1PTHB	TDH12S05-15Q1PTHB	—	—
	3.0	—	—	TDH12S05-0503PTHB	TDH12S05-L503PTHB	TDH12S05-1003PTHB	TDH12S05-1503PTHB	—	—
	4.6	—	TDH12S05-H346PTHB	TDH12S05-0546PTHB	TDH12S05-L546PTHB	TDH12S05-1046PTHB	TDH12S05-1546PTHB	TDH12S05-2546PTHB	—
SIL (SFC)	2.1	TS12S05-02Q1PTH	TS12S05-H3Q1PTH	TS12S05-05Q1PTH	TS12S05-L5Q1PTH	TS12S05-10Q1PTH	TS12S05-15Q1PTH	—	—
	3.0	—	—	TS12S05-0503PTH	TS12S05-L503PTH	TS12S05-1003PTH	TS12S05-1503PTH	—	—
	4.6	—	TS12S05-H346PTH	TS12S05-0546PTH	TS12S05-L546PTH	TS12S05-1046PTH	TS12S05-1546PTH	TS12S05-2546PTH	—

*Guard cartridge holder required, part no. XPGCH-Q1

**Supplied as *YMC-Triart Diol-HILIC* shipped on 2-propanol

Ordering information

YMC-Triart 5 µm, metal-free analytical columns (max. pressure 450 bar)

Phase	Column ID (mm)	Column length (mm)		
		50	100	150
C18	2.1 4.6	TA12S05-05Q1PTP TA12S05-0546PTP	TA12S05-10Q1PTP TA12S05-1046PTP	TA12S05-15Q1PTP TA12S05-1546PTP
C18 ExRS	2.1 4.6	TAR08S05-05Q1PTP TAR08S05-0546PTP	TAR08S05-10Q1PTP TAR08S05-1046PTP	TAR08S05-15Q1PTP TAR08S05-1546PTP
Bio C18	2.1 4.6	TA30S05-05Q1PTP TA30S05-0546PTP	TA30S05-10Q1PTP TA30S05-1046PTP	TA30S05-15Q1PTP TA30S05-1546PTP
C8	2.1 4.6	TO12S05-05Q1PTP TO12S05-0546PTP	TO12S05-10Q1PTP TO12S05-1046PTP	TO12S05-15Q1PTP TO12S05-1546PTP
Bio C4	2.1 4.6	TB30S05-05Q1PTP TB30S05-0546PTP	TB30S05-10Q1PTP TB30S05-1046PTP	TB30S05-15Q1PTP TB30S05-1546PTP
Phenyl	2.1 4.6	TPH12S05-05Q1PTP TPH12S05-0546PTP	TPH12S05-10Q1PTP TPH12S05-1046PTP	TPH12S05-15Q1PTP TPH12S05-1546PTP
PFP	2.1 4.6	TPF12S05-05Q1PTP TPF12S05-0546PTP	TPF12S05-10Q1PTP TPF12S05-1046PTP	TPF12S05-15Q1PTP TPF12S05-1546PTP
Diol-HILIC	2.1 4.6	TDH12S05-05Q1PTP TDH12S05-0546PTP	TDH12S05-10Q1PTP TDH12S05-1046PTP	TDH12S05-15Q1PTP TDH12S05-1546PTP

YMC-Triart 5 µm analytical columns (max. pressure 200/250 bar)

Phase	Column ID (mm)	Column length (mm)							Guard cartridges* with 10 mm length
		20	30	50	75	100	150	250	(pack of 5)
C18	2.0	TA12S05-0202WT	TA12S05-0302WT	TA12S05-0502WT	TA12S05-L502WT	TA12S05-1002WT	TA12S05-1502WT	—	TA12S05-01Q1GC
	3.0	—	—	TA12S05-0503WT	TA12S05-L503WT	TA12S05-1003WT	TA12S05-1503WT	—	TA12S05-0103GC
	4.6	—	—	TA12S05-0546WT	TA12S05-L546WT	TA12S05-1046WT	TA12S05-1546WT	TA12S05-2546WT	TA12S05-0104GC
	10**	—	—	—	—	—	TA12S05-1510WT	TA12S05-2510WT	TA12S05-0110CC
C8	2.0	TO12S05-0202WT	TO12S05-0302WT	TO12S05-0502WT	TO12S05-L502WT	TO12S05-1002WT	TO12S05-1502WT	—	TO12S05-01Q1GC
	3.0	—	—	TO12S05-0503WT	TO12S05-L503WT	TO12S05-1003WT	TO12S05-1503WT	—	TO12S05-0103GC
	4.6	—	—	TO12S05-0546WT	TO12S05-L546WT	TO12S05-1046WT	TO12S05-1546WT	TO12S05-2546WT	TO12S05-0104GC
	10**	—	—	—	—	—	TO12S05-1510WT	TO12S05-2510WT	TO12S05-0110CC
Phenyl	2.0	TPH12S05-0202WT	TPH12S05-0302WT	TPH12S05-0502WT	TPH12S05-L502WT	TPH12S05-1002WT	TPH12S05-1502WT	—	TPH12S05-01Q1GC
	3.0	—	—	TPH12S05-0503WT	TPH12S05-L503WT	TPH12S05-1003WT	TPH12S05-1503WT	—	TPH12S05-0103GC
	4.6	—	—	TPH12S05-0546WT	TPH12S05-L546WT	TPH12S05-1046WT	TPH12S05-1546WT	TPH12S05-2546WT	TPH12S05-0104GC
	10**	—	—	—	—	—	TPH12S05-1510WT	TPH12S05-2510WT	TPH12S05-0110CC
PFP	2.0	TPF12S05-0202WT	TPF12S05-0302WT	TPF12S05-0502WT	TPF12S05-L502WT	TPF12S05-1002WT	TPF12S05-1502WT	—	TPF12S05-01Q1GC
	3.0	—	—	TPF12S05-0503WT	TPF12S05-L503WT	TPF12S05-1003WT	TPF12S05-1503WT	—	TPF12S05-0103GC
	4.6	—	—	TPF12S05-0546WT	TPF12S05-L546WT	TPF12S05-1046WT	TPF12S05-1546WT	TPF12S05-2546WT	TPF12S05-0104GC
	10**	—	—	—	—	—	TPF12S05-1510WT	TPF12S05-2510WT	TPF12S05-0110CC
Diol-HILIC	2.0	TDH12S05-0202WT	TDH12S05-0302WT	TDH12S05-0502WT	TDH12S05-L502WT	TDH12S05-1002WT	TDH12S05-1502WT	—	TDH12S05-01Q1GC
	3.0	—	—	TDH12S05-0503WT	TDH12S05-L503WT	TDH12S05-1003WT	TDH12S05-1503WT	—	TDH12S05-0103GC
	4.6	—	—	TDH12S05-0546WT	TDH12S05-L546WT	TDH12S05-1046WT	TDH12S05-1546WT	TDH12S05-2546WT	TDH12S05-0104GC

*Guard cartridge holder required, part no. XPGCH-Q1
XPCHSPW1 (10 mm ID)
**Max. pressure 100 bar

Ordering information

YMC-Triart 5 µm, 1/16"|1/32" fitting*, microLC capillary columns (max. pressure 550 bar)

Phase	Column ID (µm)	Column length (mm)				Guard columns** with 5 mm length
		50	75	100	150	(pack of 3)
C18	75	—	—	TA12S05-10E8AU	TA12S05-15E8AU	—
	100	—	—	TA12S05-10F0AU	TA12S05-15F0AU	—
	300	TA12S05-05H0AU	TA12S05-L5H0AU	TA12S05-10H0AU	TA12S05-15H0AU	TA12S05-E5H0AU
	500	TA12S05-05J0AU	TA12S05-L5J0AU	TA12S05-10J0AU	TA12S05-15J0AU	TA12S05-E5J0AU
C18 ExRS	75	—	—	TAR08S05-10E8AU	TAR08S05-15E8AU	—
	100	—	—	TAR08S05-10F0AU	TAR08S05-15F0AU	—
	300	TAR08S05-05H0AU	TAR08S05-L5H0AU	TAR08S05-10H0AU	TAR08S05-15H0AU	TAR08S05-E5H0AU
	500	TAR08S05-05J0AU	TAR08S05-L5J0AU	TAR08S05-10J0AU	TAR08S05-15J0AU	TAR08S05-E5J0AU
Bio C18	75	—	—	TA30S05-10E8AU	TA30S05-15E8AU	—
	100	—	—	TA30S05-10F0AU	TA30S05-15F0AU	—
	300	TA30S05-05H0AU	TA30S05-L5H0AU	TA30S05-10H0AU	TA30S05-15H0AU	TA30S05-E5H0AU
	500	TA30S05-05J0AU	TA30S05-L5J0AU	TA30S05-10J0AU	TA30S05-15J0AU	TA30S05-E5J0AU
C8	75	—	—	TO12S05-10E8AU	TO12S05-15E8AU	—
	100	—	—	TO12S05-10F0AU	TO12S05-15F0AU	—
	300	TO12S05-05H0AU	TO12S05-L5H0AU	TO12S05-10H0AU	TO12S05-15H0AU	TO12S05-E5H0AU
	500	TO12S05-05J0AU	TO12S05-L5J0AU	TO12S05-10J0AU	TO12S05-15J0AU	TO12S05-E5J0AU
Bio C4	75	—	—	TB30S05-10E8AU	TB30S05-15E8AU	—
	100	—	—	TB30S05-10F0AU	TB30S05-15F0AU	—
	300	TB30S05-05H0AU	TB30S05-L5H0AU	TB30S05-10H0AU	TB30S05-15H0AU	TB30S05-E5H0AU
	500	TB30S05-05J0AU	TB30S05-L5J0AU	TB30S05-10J0AU	TB30S05-15J0AU	TB30S05-E5J0AU
Phenyl	75	—	—	TPH12S05-10E8AU	TPH12S05-15E8AU	—
	100	—	—	TPH12S05-10F0AU	TPH12S05-15F0AU	—
	300	TPH12S05-05H0AU	TPH12S05-L5H0AU	TPH12S05-10H0AU	TPH12S05-15H0AU	TPH12S05-E5H0AU
	500	TPH12S05-05J0AU	TPH12S05-L5J0AU	TPH12S05-10J0AU	TPH12S05-15J0AU	TPH12S05-E5J0AU
PFP	75	—	—	TPF12S05-10E8AU	TPF12S05-15E8AU	—
	100	—	—	TPF12S05-10F0AU	TPF12S05-15F0AU	—
	300	TPF12S05-05H0AU	TPF12S05-L5H0AU	TPF12S05-10H0AU	TPF12S05-15H0AU	TPF12S05-E5H0AU
	500	TPF12S05-05J0AU	TPF12S05-L5J0AU	TPF12S05-10J0AU	TPF12S05-15J0AU	TPF12S05-E5J0AU
Diol-HILIC	75	—	—	TDH12S05-10E8AU	TDH12S05-15E8AU	—
	100	—	—	TDH12S05-10F0AU	TDH12S05-15F0AU	—
	300	TDH12S05-05H0AU	TDH12S05-L5H0AU	TDH12S05-10H0AU	TDH12S05-15H0AU	TDH12S05-E5H0AU
	500	TDH12S05-05J0AU	TDH12S05-L5J0AU	TDH12S05-10J0AU	TDH12S05-15J0AU	TDH12S05-E5J0AU

*YMC capillary columns are available with 1/16" (10-32 thread) or with 1/32" (6-40 thread) connections.
The connection size is indicated by the terminal letters of the order code:
1/16" fittings end with AU; 1/32" fittings end with RU. For ordering 1/32" connections, simply exchange AU by RU.
** no holder required, comes with a column coupler
Columns with 1/32" fitting are only available with 300 or 500 µm ID.

Ordering information

YMC-Triart 5 µm in YMC-Actus high-throughput semipreparative hardware (max. pressure 300 bar)

Phase	Column ID (mm)	Column length (mm)					Guard cartridges* with 10 mm length
		50	75	100	150	250	(pack of 2)
C18	20	TA12S05-0520WX	TA12S05-L520WX	TA12S05-1020WX	TA12S05-1520WX	TA12S05-2520WX	TA12S05-0120CCN
	30	TA12S05-0530WX	TA12S05-L530WX	TA12S05-1030WX	TA12S05-1530WX	TA12S05-2530WX	TA12S05-0130CCN
	50	TA12S05-0553DX	—	TA12S05-1053DX	TA12S05-1553DX	TA12S05-2553DX	TA12S05-0553DXG**
C18 ExRS	20	TAR08S05-0520WX	TAR08S05-L520WX	TAR08S05-1020WX	TAR08S05-1520WX	TAR08S05-2520WX	TAR08S05-0120CCN
	30	TAR08S05-0530WX	TAR08S05-L530WX	TAR08S05-1030WX	TAR08S05-1530WX	TAR08S05-2530WX	TAR08S05-0130CCN
	50	TAR08S05-0553DX	—	TAR08S05-1053DX	TAR08S05-1553DX	TAR08S05-2553DX	TAR08S05-0553DXG**
Bio C18	20	TA30S05-0520WX	TA30S05-L520WX	TA30S05-1020WX	TA30S05-1520WX	TA30S05-2520WX	TA30S05-0120CCN
	30	TA30S05-0530WX	TA30S05-L530WX	TA30S05-1030WX	TA30S05-1530WX	TA30S05-2530WX	TA30S05-0130CCN
	50	TA30S05-0553DX	—	TA30S05-1053DX	TA30S05-1553DX	TA30S05-2553DX	TA30S05-0553DXG**
C8	20	TO12S05-0520WX	TO12S05-L520WX	TO12S05-1020WX	TO12S05-1520WX	TO12S05-2520WX	TO12S05-0120CCN
	30	TO12S05-0530WX	TO12S05-L530WX	TO12S05-1030WX	TO12S05-1530WX	TO12S05-2530WX	TO12S05-0130CCN
	50	TO12S05-0553DX	—	TO12S05-1053DX	TO12S05-1553DX	TO12S05-2553DX	TO12S05-0553DXG**
Bio C4	20	TB30S05-0520WX	TB30S05-L520WX	TB30S05-1020WX	TB30S05-1520WX	TB30S05-2520WX	TB30S05-0120CCN
	30	TB30S05-0530WX	TB30S05-L530WX	TB30S05-1030WX	TB30S05-1530WX	TB30S05-2530WX	TB30S05-0130CCN
	50	TB30S05-0553DX	—	TB30S05-1053DX	TB30S05-1553DX	TB30S05-2553DX	TB30S05-0553DXG**
Phenyl	20	TPH12S05-0520WX	TPH12S05-L520WX	TPH12S05-1020WX	TPH12S05-1520WX	TPH12S05-2520WX	TPH12S05-0120CCN
	30	TPH12S05-0530WX	TPH12S05-L530WX	TPH12S05-1030WX	TPH12S05-1530WX	TPH12S05-2530WX	TPH12S05-0130CCN
	50	TPH12S05-0553DX	—	TPH12S05-1053DX	TPH12S05-1553DX	TPH12S05-2553DX	TPH12S05-0553DXG**
PFP	20	TPF12S05-0520WX	TPF12S05-L520WX	TPF12S05-1020WX	TPF12S05-1520WX	TPF12S05-2520WX	TPF12S05-0120CCN
	30	TPF12S05-0530WX	TPF12S05-L530WX	TPF12S05-1030WX	TPF12S05-1530WX	TPF12S05-2530WX	TPF12S05-0130CCN
	50	TPF12S05-0553DX	—	TPF12S05-1053DX	TPF12S05-1553DX	TPF12S05-2553DX	TPF12S05-0553DXG**

*Guard cartridge holder required, part no. XPGHFSP20ID (20 mm ID)/XPGHFSP30ID (30 mm ID)
** no holder required for 50 x 50 mm ID guard columns (no cartridge)

YMC-Triart, preparative bulk media

YMC-Triart Prep C18-S			YMC-Triart Prep C8-S			YMC-Triart Prep Bio200 C8			YMC-Triart Prep Phenyl-S		
Pore size [nm]	Particle size [µm]	Product Code	Pore size [nm]	Particle size [µm]	Product Code	Pore size [nm]	Particle size [µm]	Product Code	Pore size [nm]	Particle size [µm]	Product Code
12	7	TAS12S07	20	10	TOS20S11	20	10	TOB20S11	12	10	TPS12S11
	10	TAS12S11		15	TOS20S16						
	15	TAS12S16		20	TOS20S21						
	20	TAS12S21									

NOTE: customised particle sizes and pore sizes are available on request.
Contact YMC Europe GmbH for further details.

Please inquire for the corresponding catalogues

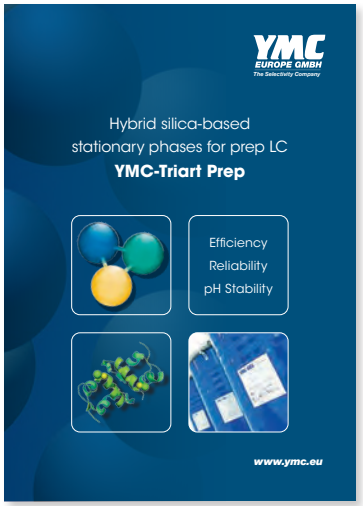

YMC-Triart Prep



YMC Biochromatography Columns



YMC Chiral Columns

"The possibility to use temperatures up to 90 °C with YMC-Triart Bio C4 simplifies the development of analytical methods. Furthermore, a good peak shape can be obtained without the addition of TFA, which means that I have fewer problems when using it for MS."

Lars M. H. Reinders, Institute for Energy and Environmental Technology e. V. (IUTA, DE)

Your local distributor:

Altmann Analytik GmbH & Co. KG
- Analytics-Shop -
Rupert-Mayer-Str. 46
81379 Munich
Germany
Tel: +49 89 716 77 31-00
E-Mail: info@analytics-shop.com

YMC Europe GmbH
Schöttmannshof 19
D-46539 Dinslaken
Germany
Phone +49 2064 427-0, Fax +49 2064 427-222
www.ymc.eu

YMC Schweiz GmbH
Im Wasenboden 8
4056 Basel
Switzerland
Phone +41 61 561 80-50, Fax +41 61561 80-59
www.ymc-schweiz.ch

YMC CO., LTD.
YMC Karasuma-Gojo Bld. 284 Daigo-cho,
Karasuma Nishiiru Gojo-dori Shimogyo-ku,
Kyoto 600-8106 Japan
Phone +81 75342 45-15, Fax +81 75342 45-50
www.ymc.co.jp

YMC-Triart_04/2022_EN_V1.0