







## Septa continued

Diameter (mm)	Type	Pack size	Part no.
For Agilent 7890, 6890, 5890, 5880, 4890, 6850			
11	GP	50	041826
11	EC	25	041902
11	MN	50	041856
11	HT	25	041898



## SGE Inlet liners

Description and geometry	OD (mm)	ID (mm)	Length (mm)	Pack size	Part no.
For Agilent 5890, 6850, 6890, 7890 and 4890					
 Split / splitless FocusLiner	6.3	4	78.5	5	092002
				25	092219
 Split / splitless tapered FocusLiner	6.3	4	78.5	5	092003
				25	092011
 Split / splitless FAST FocusLiner	6.3	2.3	78.5	5	092005
				25	092008
 Split / splitless tapered FAST FocusLiner	6.3	2.3	78.5	5	092111
				25	092115
 ConnectTite liner standard	6.3	4	78.5	5	092324
 ConnectTite liner top hole				5	092325
 ConnectTite liner bottom hole	6.3	4	78.5	5	092326
				25	092007
 Split, straight-through liner	6.3	4	78.5	5	092007
				25	092222
 Split, with quartz wool	6.3	4	78.5	5	092001
				25	092220
 Split / splitless with single taper	6.3	4	78.5	5	092017
				25	092229
 Split / splitless with single taper (quartz wool)	6.3	4	78.5	5	092019
				25	092218
 Split / splitless with double taper	6.3	4	78.5	5	092018
				25	092230
 Direct, straight-through liner	6.3	1.2	78.5	5	092016
				25	092224
 Split / splitless quartz, straight-through liner	6.1	2	78.5	5	092004
 Splitless with recessed gooseneck	6.3	2	78.5	5	092013
 Split / splitless recessed gooseneck (quartz wool)	6.3	4	78.5	5	092010